

How to play Fall Classic Baseball

The batter card design has changed a little bit in the stat section at the bottom of the card since this file was produced. The sba field also now contains the steals made state, for example Cabrera's now reads 4-5 / 1 (4 out of 5 made / jump rating 1) Dice rolls 51-53 now have the complete word Defense instead of the short form Def.



Roll 3 dice to activate an at bat. You need a red D6, a white D6, and a D20. If you do not have D20 dice then use a deck of playing cards. Take out the face cards and use just Aces through 10's. The reds can be 1-10 and the blacks 11-20.



You can choose to roll the D6 only and then roll the D20 afterwards to resolve a play. About two-thirds of the results only need the D6's for the play result.

The D6's are read as a 2 digit number with the red D6 always first. So, the above roll would be read as sixteen. When you look for the corresponding combination on the batter's card (highlighted with a red box around it) we see the result K, a strikeout.

| | | | |
|--|------------------------------------|--------------------------|-------------|
| BR | MIGUEL CABRERA | | A |
| 66 | HOMERUN | | |
| 55 | HOMERUN 1-13 / DOUBLE | | |
| 44 | DOUBLE | | |
| 33 | DOUBLE 1-4 / SINGLE+ 5-10 / SINGLE | | |
| 22 | SINGLE | | |
| 11 | SINGLE | | |
| 12 | SINGLE 1-11 | 31 | 51 KD? Def |
| 13 | WALK | 32 | 52 KD? Def |
| 14 | WALK 1-7 | 34 | 53 KD? Def |
| 15 | HBP 1-3 / Ox | 35 | 54 54 Chart |
| 16 | K | 36 | 56 |
| 21 | K | 41 | 61 |
| 23 | OUT x | 42 | 62 |
| 24 | OUT x | 43 | 63 |
| 25 | OUT x | 45 | 64 |
| 26 | TL:SINGLE | 46 ball park | 65 HR - P |
| sba | 5 / 1 | sbs 16 | sh 3 H&R C |
| DET | | C 1B 2B 3B SS LF CF RF P | |
| 2012 | Range | | 3 6 |
| 29 | Arm | | S A |
| .393 | Error | | 0 4 |
| G 161 AB 622 R 109 D 40 T 0 HR 44 RBI 139 AVE .330 | | | |

Let's say the next dice roll for Cabrera is:



| 55 HOMERUN 1-13 / DOUBLE |

He has a chance for a homerun or a double. Roll the D20 and if it's from 1-13 it's a homerun, and from 14-20 (the rest) it's a double.



| 33 DOUBLE 1-4 / SINGLE+ 5-10 / SINGLE |

This roll has 3 splits. Roll the D20 and if it's 1-4 it's a double. If the D20 is 5-10 it's a single with a chance for a stolen base (+). D20 from 11-20 (the rest) is a single.

All of the blank spots on dice rolls 31-45 and 56-64 send you to the pitcher's card for the corresponding number to look up. Dice roll 65 also sends you to the pitcher card to check for a homerun.

TL **MADISON BUMGARNER** BR4
2012 San Francisco Giants (22)

| A (1-6) | | B (7-14) | | C (15-20) | | | | |
|---------|---------|----------|--------|-----------|--------|-----|----|----|
| 31 | SINGLE | 31 | SINGLE | 31 | SINGLE | | | |
| 32 | DBL 1-2 | 32 | OUT | 32 | OUT | | | |
| 34 | OUT | 34 | SINGLE | 34 | SINGLE | | | |
| 35 | OUT | 35 | OUT | 35 | SINGLE | | | |
| 36 | OUT | 36 | OUT | 36 | OUT | | | |
| 41 | BB 1-12 | 41 | WALK | 41 | WALK | | | |
| 42 | OUT | 42 | OUT | 42 | WALK | | | |
| 43 | OUT | 43 | OUT | 43 | OUT | | | |
| 45 | K 1-10 | 45 | K 1-10 | 45 | K 1-10 | | | |
| 56 | K | 56 | K | 56 | K | | | |
| 61 | K | 61 | K | 61 | K | | | |
| 62 | K | 62 | K | 62 | K | | | |
| 63 | K 1-16 | 63 | OUT | 63 | OUT | | | |
| 64 | OUT | 64 | OUT | 64 | OUT | | | |
| 65 | HR 1-3 | 65 | HR 1-6 | 65 | HR 1-9 | | | |
| KD 5 | | KD 4 | | KD 3 | | | | |
| WP | BFS | BFR | NH | NW | R | Arm | E | |
| 1-8 | 30 | 30 | - | - | 11 | w | 10 | |
| G | GS | CG | IP | SO | WHIP | W | L | Sv |
| 32 | 32 | 2 | 208 | 191 | 1.11 | 16 | 11 | 0 |

Bumgarner's pitching card is now displayed. On dice roll 34 Cabrera has a blank which means you refer to the pitcher's card. The first thing you have to do with the pitcher is determine which column to use for this game, either A (good stuff), B (average), or C (not so good). Roll a D20 when he enters the game and refer to the bracketed number beside the letter. Let's say the D20 roll is 4. Bumgarner would use column A and have his good stuff for the game. This roll is made just once when the pitcher enters.

On dice roll 34 he gets the OUT. If he had been in column B or C he would have given up a single.

34 OUT | 34 SINGLE | 34 SINGLE

Dice roll 32 looks like Bumgarner is worse in column A as he gives up a double (DBL) on D20 1-2. But, if you look at the whole section from 31-36 take note that column B has 2 full hits, column C has 3 full hits, while column A has only 1 full hit and a very slim chance (2 out of 20) of a second hit, the double.

A D20 roll is needed on dice roll 65 for a homerun check. Column A only gives up a homerun if the D20 is 1-3. D20 4-20 is an out. He gets progressively worse in columns B and C.

Wherever there is a split and the D20 does not fall within the split area, then it is considered an OUT. Refer to the OUT charts to see what type of out is made. If you are familiar with baseball's scoring system you will have a quick way to determine most outs. Here's the system:

1-P ... 2-C ... 3-1B ... 4-2B ... 5-3B ... 6-SS ... 7-LF ... 8-CF ... 9-RF

With that in mind, just refer to the D20 to see how most outs go. Refer to the last digit of the D20.

- 1 or 11 is a groundout to the pitcher
- 3 or 13 is usually a groundout to the 1st baseman
- 4 or 14 a groundout to the 2nd baseman
- 5 or 15 is usually a groundout to the 3rd base
- 6 or 16 is a groundout to the shortstop
- 7 or 17 is a flyout to the leftfielder
- 8 or 18 is a flyout to center
- 9 or 19 is a flyout to right

So let's play a few innings with the Tigers batting against Bumgarner to see how the game is played.

1st inning - Leading off for Detroit

| | | | |
|--|----------------------------------|--------------------------|-------------|
| BR | AUSTIN JACKSON | | F |
| 66 | HOMER 1-6 / TRIPLE 7-18 / DOUBLE | | |
| 55 | DOUBLE | | |
| 44 | DOUBLE 1-2 / SINGLE | | |
| 33 | SINGLE+ | | |
| 22 | SINGLE | | |
| 11 | SINGLE+ 1-10 / WALK | | |
| 12 | WALK | 31 | 51 KD? Def |
| 13 | BB 1-7 / K | 32 | 52 KD? Def |
| 14 | HBP+ 1-2 | 34 | 53 KD? Def |
| 15 | K | 35 | 54 54 Chart |
| 16 | K | 36 | 56 |
| 21 | K | 41 | 61 |
| 23 | K | 42 | 62 |
| 24 | OUT x | 43 | 63 |
| 25 | OUT x | 45 | 64 |
| 26 | TL:SINGLE | 46 ball park | 65 HR - P |
| gba | 21 / 4 | sbs 11 | sh 3 H&R C |
| DET | | C 1B 2B 3B SS LF CF RF P | |
| 2012 | Range | | 4 |
| 25 | Arm | | A2 |
| .377 | Error | | 1 |
| G 137 AB 543 R 103 D 29 T 10 HR 16 RBI 66 AVE .300 | | | |



I prefer rolling the D20 with the D6's in case it's needed. I'm not a fan of rolling a 2nd time to resolve the play except for special results.

Jackson has a blank at 63, so we refer to Bumgarner's 63 in column A.

TL MADISON BUMGARNER BR4
2012 San Francisco Giants (22)

| | | |
|-----------|----------|-----------|
| A (1-6) | B (7-14) | C (15-20) |
| 63 K 1-16 | 63 OUT | 63 OUT |

He gets a K if the D20 is 1-16.

The D20 is 13, thus it's a strikeout.

1 out.

1st inning - Batting 2nd for Detroit

| | | | | | | | | | |
|---|--------------------------|--------------|----------|----|----|----|----|----|---|
| BR | OMAR INFANTE | | F | | | | | | |
| 66 | TRIPLE 1-15 / DOUBLE | | | | | | | | |
| 55 | DOUBLE 1-6 / SINGLE | | | | | | | | |
| 44 | SINGLE+ | | | | | | | | |
| 33 | SINGLE | | | | | | | | |
| 22 | SINGLE+ 1-15 / WALK | | | | | | | | |
| 11 | WALK+ 1-2 / K 3-11 / OUT | | | | | | | | |
| 12 | OUT 31 | 51 | KD? Def | | | | | | |
| 13 | OUT x 32 | 52 | KD? Def | | | | | | |
| 14 | OUT 34 | 53 | KD? Def | | | | | | |
| 15 | OUT 35 | 54 | 54 Chart | | | | | | |
| 16 | OUT 36 | 56 | | | | | | | |
| 21 | OUT 41 | OUT 61 | | | | | | | |
| 23 | OUT 42 | OUT 62 | | | | | | | |
| 24 | OUT 43 | 63 | | | | | | | |
| 25 | OUT 45 | 64 | | | | | | | |
| 26 | TL:SINGLE 46 | ball park 65 | HR - P | | | | | | |
| sba 9 / 5 | sbs 16 | sh 5 | H&R A | | | | | | |
| DET | C | 1B | 2B | 3B | SS | LF | CF | RF | P |
| 2012 | Range | | | 12 | 3 | | | | |
| 30 | Arm | | | S | S | | | | |
| .283 | Error | | | 7 | 16 | | | | |
| G 64 AB 226 R 27 D 7 T 5 HR 4 RBI 20 AVE .257 | | | | | | | | | |



Infante is OUT on a popout to the 3rd baseman per Out Chart. The D20 =2 which gives the line number. In this case the white D6 tells you who makes the catch ... baseball scoring system 5 = 3rd baseman.

OUT Chart - Bases Empty


Tournament Boards

| | |
|---|--|
| 2 | popout (white die: 1- BL-3B ... 1-BR-1B ... 2-C ... 3-1B ... 4-2B ... 5-3B ... 6-SS) |
|---|--|

2 out.

1st inning - Batting 3rd for Detroit

| | | | | | |
|--|------------------------------------|-----------------------|----|------------|----|
| BR | | MIGUEL CABRERA | | A | |
| 66 | HOMERUN | | | | |
| 55 | HOMERUN 1-13 / DOUBLE | | | | |
| 44 | DOUBLE | | | | |
| 33 | DOUBLE 1-4 / SINGLE+ 5-10 / SINGLE | | | | |
| 22 | SINGLE | | | | |
| 11 | SINGLE | | | | |
| 12 | SINGLE 1-11 | 31 | 51 | KD? Def | |
| 13 | WALK | 32 | 52 | KD? Def | |
| 14 | WALK 1-7 | 34 | 53 | KD? Def | |
| 15 | HBP 1-3 / Ox | 35 | 54 | 54 Chart | |
| 16 | K | 36 | 56 | | |
| 21 | K | 41 | 61 | | |
| 23 | OUT x | 42 | 62 | | |
| 24 | OUT x | 43 | 63 | | |
| 25 | OUT x | 45 | 64 | | |
| 26 | TL:SINGLE | 46 ball park | 65 | HR - P | |
| sba 5 / 1 | | sbs 16 | | sh 3 H&R C | |
| DET | | C | 1B | 2B | 3B |
| 2012 | Range | | 3 | 6 | |
| 29 | Arm | | S | A | |
| 393 | Error | | 0 | 4 | |
| G 161 AB 622 R 109 D 40 T 0 HR 44 RBI 139 AVE .330 | | | | | |



Cabrera's at bat must refer to the ballpark card. Let's say this game is being played in San Francisco.

| | | | |
|--------------------------------------|-------------------------|---------|----------------|
| 2012 San Francisco Giants | | | |
| Manager: Bruce Bochy (94-68) | | | |
| 718-649 runs. Pythagorean W-L: 88-74 | | | |
| AT&T Park | | | |
| | BL | BR | if no HR, 3B |
| Homerun | 1 | 1-2 | or 2B hit by |
| Triple | -- | -- | player, can't |
| Double | 2-3 | 3 | get them here. |
| Foul out of play | 4-8 | 4-8 | |
| Pop Foul caught | 9-16 3B | 9-16 1B | |
| Stretch a single | : 17 fielded by LF | | |
| into a double | : 18 fielded by CF | | |
| or out at 2nd | : 19 fielded by RF | | |
| 54 Chart | 20 use Wildest sections | | |
| Offense adjustment | 29 | | |

Here's the ballpark card for AT&T Park.

The D20 = 16 which results in a pop foul caught by the 3rd baseman.

That's 3 up and 3 down for the Tigers.

2nd inning - leading off is the cleanup hitter

| | | | |
|---|-----------------------|--------------|------------------------|
| BL | PRINCE FIELDER | | S |
| 66 | HOMERUN 1-19 / TRIPLE | | |
| 55 | DOUBLE | | |
| 44 | DOUBLE 1-4 / SINGLE | | |
| 33 | SINGLE | | |
| 22 | SINGLE | | |
| 11 | SINGLE 1-2 / WALK | | |
| 12 | WALK | 31 | 51 KD? Def |
| 13 | WALK 1-9 | 32 | 52 KD? Def |
| 14 | HBP 1-17 | 34 | 53 KD? Def |
| 15 | K | 35 | 54 54 Chart |
| 16 | K 1-7 | 36 | 56 |
| 21 | OUT x | 41 | 61 |
| 23 | OUT x | 42 | 62 |
| 24 | OUT x | 43 | 63 |
| 25 | OUT | 45 | 64 |
| 26 | TR:SINGLE | 46 ball park | 65 HR - P |
| sba 1 / 0 | | sbs 20 | sh 3 H&R C |
| DET | | C | 1B 2B 3B SS LF CF RF P |
| 2012 | Range | | 10 |
| 28 | Arm | | A |
| .412 | Error | | 8 |
| G 162 AB 581 R 83 D 33 T 1 HR 30 RBI 108 AVE .313 | | | |



Fielder has a blank, so go to the pitcher's card. Bumgarner has an OUT in column A.

D20 = 8 so it's a flyout to CF.

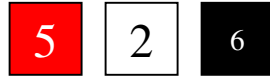
OUT Chart - Bases Empty

| | |
|----------------------------------|--------------|
| <small>Tournament Boards</small> | |
| 8 | flyout to CF |

1 out.

2nd inning - here's the number 5 hitter

| | | | |
|--|--------------------------------|--------------------------|-------------|
| BR | DELMON YOUNG | | A |
| 66 | HOMER 1-9 / TRIPLE 10 / DOUBLE | | |
| 55 | DOUBLE 1-12 / SINGLE | | |
| 44 | SINGLE | | |
| 33 | SINGLE | | |
| 22 | SINGLE | | |
| 11 | WALK+ 1-3 / HBP 4-11 / K | | |
| 12 | K | 31 | 51 KD? Def |
| 13 | K | 32 | 52 KD? Def |
| 14 | K | 34 | 53 KD? Def |
| 15 | K 1-2 | 35 | 54 54 Chart |
| 16 | OUT x | 36 | 56 |
| 21 | OUT x | 41 OUT | 61 |
| 23 | OUT x | 42 OUT | 62 |
| 24 | OUT | 43 | 63 |
| 25 | OUT | 45 | 64 |
| 26 | TL:SINGLE | 46 ball park | 65 HR - P |
| sba | 2 / 0 | sbs 0 | sh 3 H&R C |
| DET | | C 1B 2B 3B SS LF CF RF P | |
| 2012 | Range | | 0 |
| 26 | Arm | | A2 |
| .296 | Error | | 10 |
| G 151 AB 574 R 54 D 27 T 1 HR 18 RBI 74 AVE .267 | | | |




KD? Def ... it's a possible defense check if the pitcher does NOT strike the batter out.

Refer to Bumgarner's **KD** number in column A ... it's **5**.

Refer to the D20 = 6.

His KD number 5 does NOT cover the D20, thus no strikeout. Now a defense check is made.

Roll the D6's again and refer to the Defense Chart. Some gamers like to roll all 3 dice again. I like to wait on the D20 roll for added suspense.



The Defense Chart is made up of 3 columns, one for dice roll 51, one for dice roll 52, and one for dice roll 53. Error checks are made on dice rolls 51 and 52, and range checks are made on dice roll 53.

| 52 Errors | |
|-----------|------|
| 11 | LF* |
| 12 | LF** |


This is an error check on the left fielder, Gregor Blanco. His Error rating in LF = 0 ... no errors.

There is no need for a D20 roll. Blanco makes the play.

2 out.

2nd inning - here's the number 6 hitter for Detroit

| | | | | | | | | | | | |
|--|---------------------------------|-----|-----------|----------|--------|-------|----|----|----|---|----------|
| BR | JHONNY PERALTA | | | | | | | | | | S |
| 66 | HOMER 1-4 / TRIPLE 5-8 / DOUBLE | | | | | | | | | | |
| 55 | DOUBLE 1-17 / SINGLE+ | | | | | | | | | | |
| 44 | SINGLE | | | | | | | | | | |
| 33 | SINGLE 1-17 / HBP+ | | | | | | | | | | |
| 22 | WALK 1-19 / K | | | | | | | | | | |
| 11 | K | | | | | | | | | | |
| 12 | K | 31 | 51 | KD? Def | | | | | | | |
| 13 | K | 32 | 52 | KD? Def | | | | | | | |
| 14 | K 1-7 | 34 | 53 | KD? Def | | | | | | | |
| 15 | OUT x | 35 | 54 | 54 Chart | | | | | | | |
| 16 | OUT x | 36 | 56 | | | | | | | | |
| 21 | OUT x | 41 | 61 | | | | | | | | |
| 23 | OUT | 42 | 62 | | | | | | | | |
| 24 | OUT | 43 | 63 | | | | | | | | |
| 25 | OUT | 45 | 64 | | | | | | | | |
| 26 | TL:SINGLE | 46 | ball park | 65 | HR - P | | | | | | |
| sba | 3 / 1 | sbs | 7 | sh | 3 | H&R C | | | | | |
| DET | | C | 1B | 2B | 3B | SS | LF | CF | RF | P | |
| 2012 | Range | | | | | 10 | | | | | |
| 30 | Arm | | | | | A | | | | | |
| .305 | Error | | | | | 2 | | | | | |
| G 150 AB 531 R 58 D 32 T 3 HR 13 RBI 63 AVE .239 | | | | | | | | | | | |



Peralta's OUT on a groundout to 2nd base (baseball scoring system ...4)

3 out.

3rd inning - here's the number 7 hitter for Detroit

| | | | |
|--|-----------------------|--------------|---------------------|
| BR | AVISAIL GARCIA | | A |
| 66 | SINGLE+ | | |
| 55 | SINGLE+ | | |
| 44 | SINGLE | | |
| 33 | SINGLE | | |
| 22 | SINGLE | | |
| 11 | SINGLE | | |
| 12 | SINGLE 1-11 | 31 | 51 KD? Def |
| 13 | BB 1-2/ Ox | 32 | 52 KD? Def |
| 14 | HBP 1-14 | 34 | 53 KD? Def |
| 15 | K | 35 | 54 54 Chart |
| 16 | K | 36 | 56 |
| 21 | K | 41 | 61 |
| 23 | K | 42 | 62 |
| 24 | OUT x | 43 | 63 |
| 25 | TL:SINGLE | 45 | 64 |
| 26 | TL:SINGLE | 46 ball park | 65 OUT |
| sba | 2 / 3 | sbs 0 | sh 3 H&R C |
| DET | C | 1B | 2B 3B SS LF CF RF P |
| 2012 | Range | | 3 3 10 |
| 21 | Arm | | S6 w0 A0 |
| .373 | Error | | 0 0 0 |
| G 23 AB 47 R 7 D 0 T 0 HR 0 RBI 3 AVE .319 | | | |



Garica has a blank which send us to the pitcher card.

Bumgarner has an OUT ... groundout to SS (baseball scoring system 6 - the last digit of the D20)

3rd inning - here's the number 8 hitter for Detroit

| | | | |
|---|-----------------------------------|--------------|------------------------|
| BL | ALEX AVILA | | S |
| 66 | HOMER 1-3 / TRIPLE 4-6 / DOUBLE | | |
| 55 | DOUBLE 1-11 / SINGLE 12-19 / HBP+ | | |
| 44 | SINGLE | | |
| 33 | WALK | | |
| 22 | WALK | | |
| 11 | WALK | | |
| 12 | HBP+ 1-2 / K | 31 | 51 KD? Def |
| 13 | K | 32 | 52 KD? Def |
| 14 | K | 34 | 53 KD? Def |
| 15 | K | 35 | 54 54 Chart |
| 16 | K | 36 | 56 |
| 21 | K 1-13 | 41 | 61 |
| 23 | OUT x | 42 | 62 |
| 24 | OUT x | 43 | 63 |
| 25 | OUT x | 45 | 64 |
| 26 | TR:SINGLE | 46 ball park | 65 HR - P |
| sba | 2 / 1 | sbs 20 | sh 3 H&R C |
| DET | pb4 | C | 1B 2B 3B SS LF CF RF P |
| 2012 | Range | n | |
| 25 | Arm | S | |
| .352 | Error | 1 | |
| G 116 AB 367 R 42 D 21 T 2 HR 9 RBI 48 AVE .243 | | | |



Avila is OUT.

OUT Chart - Bases Empty

| | | |
|----|----|----------------------------------|
| 15 | BL | groundout to 1B, unassisted (3u) |
| 15 | BR | groundout to SS (6-3) |

Since Avila bats left (BL) he is out on a grounder to the 1st baseman.

The letter X that follows the word OUT means that if there had been a man on first base, it would have been an automatic ground double play with less than 2 out.

The X overrides any other play description in the Out Charts on groundouts, for example:

OUT Chart - Runner on 1st

| | | |
|------|----|--|
| 15 x | BL | groundout to 1B - runner to 2nd, batter out at 1st (3u) |
| 15 x | BR | groundout to SS - fielder's choice at 2nd base (6-4) ... S arm 2B starts DP (6-4-3) |

With a runner on first if the play result was just the word OUT, Avila would have sent the runner to 2nd. However, the X turns the grounder into a double play. You can score it any number of ways. You could roll a D6 for scoring purposes.

D6 = 1,2 ... 3-3-6

D6 = 3,4 ... 3-6-3

D6 = 5,6 ... 3-6-1

Or you could just decide without rolling how the GDP was completed.

2 out.

4th inning - the lead off hitter for Detroit

| | | | |
|--|----------------------------------|--------------|---------------------|
| BR | AUSTIN JACKSON | | F |
| 66 | HOMER 1-6 / TRIPLE 7-18 / DOUBLE | | |
| 55 | DOUBLE | | |
| 44 | DOUBLE 1-2 / SINGLE | | |
| 33 | SINGLE+ | | |
| 22 | SINGLE | | |
| 11 | SINGLE+ 1-10 / WALK | | |
| 12 | WALK | 31 | 51 KD? Def |
| 13 | BB 1-7 / K | 32 | 52 KD? Def |
| 14 | HBP+ 1-2 | 34 | 53 KD? Def |
| 15 | K | 35 | 54 54 Chart |
| 16 | K | 36 | 56 |
| 21 | K | 41 | 61 |
| 23 | K | 42 | 62 |
| 24 | OUT x | 43 | 63 |
| 25 | OUT x | 45 | 64 |
| 26 | TL:SINGLE | 46 ball park | 65 HR - P |
| sba | 21 / 4 | sbs 11 | sh 3 H&R C |
| DET | C | 1B | 2B 3B SS LF CF RF P |
| 2012 | Range | | 4 |
| 25 | Arm | | A2 |
| .377 | Error | | 1 |
| G 137 AB 543 R 103 D 29 T 10 HR 16 RBI 66 AVE .300 | | | |



TL **MADISON BUMGARNER** **BR4**
 2012 San Francisco Giants (22)

It's a double if the D20 is 1-2. Nope. D20 = 6.

| A (1-6) | B (7-14) | C (15-20) |
|------------|-----------|-----------|
| 31 SINGLE | 31 SINGLE | 31 SINGLE |
| 32 DBL 1-2 | 32 OUT | 32 OUT |

Jackson is out on a groundout to SS (baseball scoring system 6)

1 out.

4th inning - in the #2 slot for Detroit

| | | | |
|---|--------------------------|--------------|---------------------|
| BR | OMAR INFANTE | | F |
| 66 | TRIPLE 1-15 / DOUBLE | | |
| 55 | DOUBLE 1-6 / SINGLE | | |
| 44 | SINGLE+ | | |
| 33 | SINGLE | | |
| 22 | SINGLE+ 1-15 / WALK | | |
| 11 | WALK+ 1-2 / K 3-11 / OUT | | |
| 12 | OUT 31 | 51 | KD? Def |
| 13 | OUT x 32 | 52 | KD? Def |
| 14 | OUT 34 | 53 | KD? Def |
| 15 | OUT 35 | 54 | 54 Chart |
| 16 | OUT 36 | 56 | |
| 21 | OUT 41 | OUT 61 | |
| 23 | OUT 42 | OUT 62 | |
| 24 | OUT 43 | 63 | |
| 25 | OUT 45 | 64 | |
| 26 | TL:SINGLE 46 | ball park 65 | HR - P |
| sba | 9 / 5 | sbs 16 | sh 5 H&R A |
| DET | C | 1B | 2B 3B SS LF CF RF P |
| 2012 | Range | | 12 3 |
| 30 | Arm | | S S |
| .283 | Error | | 7 16 |
| G 64 AB 226 R 27 D 7 T 5 HR 4 RBI 20 AVE .257 | | | |



Infante wraps a single to end the perfect game bid by Bumgarner.

The + sign means he will try to steal 2nd base (if you're playing the auto steal system Method 1).

Infante's SBS rating is 16. Posey's arm rating is A (average) and does not affect the SBS rating.

Roll a D20 to see if he steals 2nd.




He's SAFE!

Runner on 2nd, 1 out.

BTW, Posey's Error rating is 1, and if the D20 was 1 then it would have been a good steal and throwing error allowing the runner to go to 3rd.

4th inning - Batting 3rd for Detroit

| | | | | | | | | | |
|--|------------------------------------|--------------|-------------|----|----|----|----|----|---|
| BR | MIGUEL CABRERA | | A | | | | | | |
| 66 | HOMERUN | | | | | | | | |
| 55 | HOMERUN 1-13 / DOUBLE | | | | | | | | |
| 44 | DOUBLE | | | | | | | | |
| 33 | DOUBLE 1-4 / SINGLE+ 5-10 / SINGLE | | | | | | | | |
| 22 | SINGLE | | | | | | | | |
| 11 | SINGLE | | | | | | | | |
| 12 | SINGLE 1-11 | 31 | 51 KD? Def | | | | | | |
| 13 | WALK | 32 | 52 KD? Def | | | | | | |
| 14 | WALK 1-7 | 34 | 53 KD? Def | | | | | | |
| 15 | HBP 1-3 / Ox | 35 | 54 54 Chart | | | | | | |
| 16 | K | 36 | 56 | | | | | | |
| 21 | K | 41 | 61 | | | | | | |
| 23 | OUT x | 42 | 62 | | | | | | |
| 24 | OUT x | 43 | 63 | | | | | | |
| 25 | OUT x | 45 | 64 | | | | | | |
| 26 | TL:SINGLE | 46 ball park | 65 HR - P | | | | | | |
| sba | 5 / 1 | sbs 16 | sh 3 H&R C | | | | | | |
| DET | C | 1B | 2B | 3B | SS | LF | CF | RF | P |
| 2012 | Range | 3 | | 6 | | | | | |
| 29 | Arm | S | | A | | | | | |
| .393 | Error | 0 | | 4 | | | | | |
| G 161 AB 622 R 109 D 40 T 0 HR 44 RBI 139 AVE .330 | | | | | | | | | |



Cabrera's blank sends it to the pitcher's card.

TL MADISON BUMGARNER BR4
2012 San Francisco Giants (22)

| A (1-6) | | B (7-14) | | C (15-20) | |
|---------|---------|----------|--------|-----------|--------|
| 31 | SINGLE | 31 | SINGLE | 31 | SINGLE |
| 32 | DBL 1-2 | 32 | OUT | 32 | OUT |
| 34 | OUT | 34 | SINGLE | 34 | SINGLE |
| 35 | OUT | 35 | OUT | 35 | SINGLE |
| 36 | OUT | 36 | OUT | 36 | OUT |

He's out. D20 = 3. Referring to the Out Chart.

OUT Chart - Runner on 2nd

Tournament Boards

| | | |
|---|----|--|
| 3 | BL | groundout to 1B (3u) - runner advances |
| 3 | BR | groundout to 3B (5-3) - runner holds |

Cabrera bats right, grounds out to 3B, Infante holds 2nd.

2 out.

4th inning - Here's the cleanup hitter

| | | | | | | | | | | |
|---|-----------------------|--------------|-------------|----|----|----|----|----|----|---|
| BL | PRINCE FIELDER | | S | | | | | | | |
| 66 | HOMERUN 1-19 / TRIPLE | | | | | | | | | |
| 55 | DOUBLE | | | | | | | | | |
| 44 | DOUBLE 1-4 / SINGLE | | | | | | | | | |
| 33 | SINGLE | | | | | | | | | |
| 22 | SINGLE | | | | | | | | | |
| 11 | SINGLE 1-2 / WALK | | | | | | | | | |
| 12 | WALK | 31 | 51 KD? Def | | | | | | | |
| 13 | WALK 1-9 | 32 | 52 KD? Def | | | | | | | |
| 14 | HBP 1-17 | 34 | 53 KD? Def | | | | | | | |
| 15 | K | 35 | 54 54 Chart | | | | | | | |
| 16 | K 1-7 | 36 | 56 | | | | | | | |
| 21 | OUT x | 41 | 61 | | | | | | | |
| 23 | OUT x | 42 | 62 | | | | | | | |
| 24 | OUT x | 43 | 63 | | | | | | | |
| 25 | OUT | 45 | 64 | | | | | | | |
| 26 | TR:SINGLE | 46 ball park | 65 HR - P | | | | | | | |
| sba 1 / 0 sbs 20 sh 3 H&R C | | | | | | | | | | |
| DET | | C | 1B | 2B | 3B | SS | LF | CF | RF | P |
| 2012 | Range | | 10 | | | | | | | |
| 28 | Arm | | A | | | | | | | |
| .412 | Error | | 8 | | | | | | | |
| G 162 AB 581 R 83 D 33 T 1 HR 30 RBI 108 AVE .313 | | | | | | | | | | |




It's a possible fielding check. Bumgarner's KD rating 5 does NOT cover the D20 = 20, thus no stirkeout.

Instead we go the Defense Chart and roll the dice again.



| | |
|------------------|-----|
| 52 Errors | |
| 61 | SS* |

Check Crawford's Error rating ... it's 6. Roll a D20 ... 

Crawford makes the play to retire the side. The D20 had to be 6 or less for an error to occur.

3 out

BTW, if he had made an error the lone * means batter safe at 1st, all runners advance 1 base.

5th inning - leading off is the number 5 hitter

| | | | | | | | | | | |
|--|--------------------------------|-----|-----------|----------|--------|-------|----|----|----|----------|
| BR | DELMON YOUNG | | | | | | | | | A |
| 66 | HOMER 1-9 / TRIPLE 10 / DOUBLE | | | | | | | | | |
| 55 | DOUBLE 1-12 / SINGLE | | | | | | | | | |
| 44 | SINGLE | | | | | | | | | |
| 33 | SINGLE | | | | | | | | | |
| 22 | SINGLE | | | | | | | | | |
| 11 | WALK+ 1-3 / HBP 4-11 / K | | | | | | | | | |
| 12 | K | 31 | 51 | KD? Def | | | | | | |
| 13 | K | 32 | 52 | KD? Def | | | | | | |
| 14 | K | 34 | 53 | KD? Def | | | | | | |
| 15 | K 1-2 | 35 | 54 | 54 Chart | | | | | | |
| 16 | OUT x | 36 | 56 | | | | | | | |
| 21 | OUT x | 41 | OUT | 61 | | | | | | |
| 23 | OUT x | 42 | OUT | 62 | | | | | | |
| 24 | OUT | 43 | 63 | | | | | | | |
| 25 | OUT | 45 | 64 | | | | | | | |
| 26 | TL:SINGLE | 46 | ball park | 65 | HR - P | | | | | |
| sba | 2 / 0 | sbs | 0 | sh | 3 | H&R C | | | | |
| DET | | C | 1B | 2B | 3B | SS | LF | CF | RF | P |
| 2012 | Range | | | | | | 0 | | | |
| 26 | Arm | | | | | | A2 | | | |
| .296 | Error | | | | | | 10 | | | |
| G 151 AB 574 R 54 D 27 T 1 HR 18 RBI 74 AVE .267 | | | | | | | | | | |

1

4

2

He strikes out.

1 out.

5th inning - here's the number 6 hitter for Detroit

| | | | |
|--|---------------------------------|--------------|------------------------|
| BR | JHONNY PERALTA | | S |
| 66 | HOMER 1-4 / TRIPLE 5-8 / DOUBLE | | |
| 55 | DOUBLE 1-17 / SINGLE+ | | |
| 44 | SINGLE | | |
| 33 | SINGLE 1-17 / HBP+ | | |
| 22 | WALK 1-19 / K | | |
| 11 | K | | |
| 12 | K | 31 | 51 KD? Def |
| 13 | K | 32 | 52 KD? Def |
| 14 | K 1-7 | 34 | 53 KD? Def |
| 15 | OUT x | 35 | 54 54 Chart |
| 16 | OUT x | 36 | 56 |
| 21 | OUT x | 41 | 61 |
| 23 | OUT | 42 | 62 |
| 24 | OUT | 43 | 63 |
| 25 | OUT | 45 | 64 |
| 26 | TL:SINGLE | 46 ball park | 65 HR - P |
| sba | 3 / 1 | sbs 7 | sh 3 H&R C |
| DET | | C | 1B 2B 3B SS LF CF RF P |
| 2012 | Range | | 10 |
| 30 | Arm | | A |
| .305 | Error | | 2 |
| G 150 AB 531 R 58 D 32 T 3 HR 13 RBI 63 AVE .239 | | | |




Peralta's strikes out. That's what a .305 OBA gets you on dice roll 11.

2 out.

5th inning - here's the number 7 hitter for Detroit

| | | | |
|--|-----------------------|--------------|---------------------|
| BR | AVISAIL GARCIA | | A |
| 66 | SINGLE+ | | |
| 55 | SINGLE+ | | |
| 44 | SINGLE | | |
| 33 | SINGLE | | |
| 22 | SINGLE | | |
| 11 | SINGLE | | |
| 12 | SINGLE 1-11 | 31 | 51 KD? Def |
| 13 | BB 1-2/ Ox | 32 | 52 KD? Def |
| 14 | HBP 1-14 | 34 | 53 KD? Def |
| 15 | K | 35 | 54 54 Chart |
| 16 | K | 36 | 56 |
| 21 | K | 41 | 61 |
| 23 | K | 42 | 62 |
| 24 | OUT x | 43 | 63 |
| 25 | TL:SINGLE | 45 | 64 |
| 26 | TL:SINGLE | 46 ball park | 65 OUT |
| sba | 2 / 3 | sbs 0 | sh 3 H&R C |
| DET | C | 1B | 2B 3B SS LF CF RF P |
| 2012 | Range | | 3 3 10 |
| 21 | Arm | | S6 w0 A0 |
| .373 | Error | | 0 0 0 |
| G 23 AB 47 R 7 D 0 T 0 HR 0 RBI 3 AVE .319 | | | |



Garica has a blank which send us to the pitcher card.

TL MADISON BUMGARNER BR4
 2012 San Francisco Giants (22)


| | | |
|-----------|-----------|-----------|
| A (1-6) | B (7-14) | C (15-20) |
| 31 SINGLE | 31 SINGLE | 31 SINGLE |

Bumgarner gives up a single in column A. (column didn't matter this time)

Man on 1st, 2 out.

5th inning - here's the number 8 hitter for Detroit

| | | | |
|---|-----------------------------------|--------|------------------------|
| BL | ALEX AVILA | | S |
| 66 | HOMER 1-3 / TRIPLE 4-6 / DOUBLE | | |
| 55 | DOUBLE 1-11 / SINGLE 12-19 / HBP+ | | |
| 44 | SINGLE | | |
| 33 | WALK | | |
| 22 | WALK | | |
| 11 | WALK | | |
| 12 | HBP+ 1-2 / K 31 | 51 | KD? Def |
| 13 | K 32 | 52 | KD? Def |
| 14 | K 34 | 53 | KD? Def |
| 15 | K 35 | 54 | 54 Chart |
| 16 | K 36 | 56 | |
| 21 | K 1-13 41 | 61 | |
| 23 | OUT x 42 | 62 | |
| 24 | OUT x 43 | 63 | |
| 25 | OUT x 45 | 64 | |
| 26 | TR:SINGLE 46 ball park | 65 | HR - P |
| sba | 2 / 1 | sbs 20 | sh 3 H&R C |
| DET | pb4 | C | 1B 2B 3B SS LF CF RF P |
| 2012 | Range | n | |
| 25 | Arm | S | |
| .352 | Error | 1 | |
| G 116 AB 367 R 42 D 21 T 2 HR 9 RBI 48 AVE .243 | | | |



To the pitcher's card ... another single.

Based on the D20 = 12, Garcia on 1st advances to 3rd on the single to CF.

Hits Chart - Runner on 1st

Tournament Boards

on a single

12 CF advances to 3rd

2 on, 2 out.


5th inning - batting 9th for Detroit

Justin Verlander ... crap

| GENERIC BATTER 1 | | | | S | | | |
|------------------|-------|-----|-----------|-------------|---|-----|---|
| 66 | K | | | | | | |
| 55 | K | | | | | | |
| 44 | K | | | | | | |
| 33 | K | | | | | | |
| 22 | K | | | | | | |
| 11 | K | | | | | | |
| 12 | K | 31 | OUT | 51 KD? Def | | | |
| 13 | K | 32 | OUT | 52 KD? Def | | | |
| 14 | K | 34 | OUT | 53 KD? Def | | | |
| 15 | K | 35 | OUT | 54 54 Chart | | | |
| 16 | K | 36 | OUT | 56 | | | |
| 21 | K | 41 | OUT | 61 | | | |
| 23 | K | 42 | OUT | 62 | | | |
| 24 | K | 43 | OUT | 63 | | | |
| 25 | K | 45 | OUT | 64 | | | |
| 26 | K | 46 | ball park | 65 OUT | | | |
| sba | 0 / 0 | sbs | 0 | sh | 5 | h+r | C |
| AVE .038 | | | | | | | |

Verlander did not get his own hitting card in 2012 and instead gets the generic batting card as designated at the top right corner of his pitching card. He Bats Right and uses card #1 (BR1)

TR **JUSTIN VERLANDER** BR1
2012 Detroit Tigers (29)



The 54 Chart - Men on Base

D20 = 7 ... it's a WILD PITCH ... runners advance. Garcia scores.

Bumgarner's WP rating 1-8 gives up the wild pitch.

Avila on 2nd. Still 2 out.

Verlander gets another roll ...




Oh crap! A possible Range check on the Defense Chart, but first check Bumgarner's KD rating 5.

He strikes out Verlander to end the inning. No range check. His KD 5 covers the D20 = 3.

1 run on 2 hits, 1 left on. Tigers finally break through.

6th inning - the lead off hitter for Detroit

| | | | |
|--|----------------------------------|--------------|------------------------|
| BR | AUSTIN JACKSON | | F |
| 66 | HOMER 1-6 / TRIPLE 7-18 / DOUBLE | | |
| 55 | DOUBLE | | |
| 44 | DOUBLE 1-2 / SINGLE | | |
| 33 | SINGLE+ | | |
| 22 | SINGLE | | |
| 11 | SINGLE+ 1-10 / WALK | | |
| 12 | WALK | 31 | 51 KD? Def |
| 13 | BB 1-7 / K | 32 | 52 KD? Def |
| 14 | HBP+ 1-2 | 34 | 53 KD? Def |
| 15 | K | 35 | 54 54 Chart |
| 16 | K | 36 | 56 |
| 21 | K | 41 | 61 |
| 23 | K | 42 | 62 |
| 24 | OUT x | 43 | 63 |
| 25 | OUT x | 45 | 64 |
| 26 | TL:SINGLE | 46 ball park | 65 HR - P |
| sba | 21 / 4 | sbs 11 | sh 3 H&R C |
| DET | | C | 1B 2B 3B SS LF CF RF P |
| 2012 | Range | | |
| 25 | Arm | | A2 |
| .377 | Error | | 1 |
| G 137 AB 543 R 103 D 29 T 10 HR 16 RBI 66 AVE .300 | | | |



He strikes out. 1 out.

6th inning - in the #2 slot for Detroit

| | | | | | | | | | | | | |
|---|--------------------------|-----|-----------|----|----|-----|----|----|----|---|----------|----------|
| BR | OMAR INFANTE | | | | | | | | | | F | |
| 66 | TRIPLE 1-15 / DOUBLE | | | | | | | | | | | |
| 55 | DOUBLE 1-6 / SINGLE | | | | | | | | | | | |
| 44 | SINGLE+ | | | | | | | | | | | |
| 33 | SINGLE | | | | | | | | | | | |
| 22 | SINGLE+ 1-15 / WALK | | | | | | | | | | | |
| 11 | WALK+ 1-2 / K 3-11 / OUT | | | | | | | | | | | |
| 12 | OUT | 31 | | | | | | | | | 51 | KD? Def |
| 13 | OUT x | 32 | | | | | | | | | 52 | KD? Def |
| 14 | OUT | 34 | | | | | | | | | 53 | KD? Def |
| 15 | OUT | 35 | | | | | | | | | 54 | 54 Chart |
| 16 | OUT | 36 | | | | | | | | | 56 | |
| 21 | OUT | 41 | OUT | | | | | | | | 61 | |
| 23 | OUT | 42 | OUT | | | | | | | | 62 | |
| 24 | OUT | 43 | | | | | | | | | 63 | |
| 25 | OUT | 45 | | | | | | | | | 64 | |
| 26 | TL:SINGLE | 46 | ball park | | | | | | | | 65 | HR - P |
| sba | 9 / 5 | sbs | 16 | sh | 5 | H&R | A | | | | | |
| DET | | C | 1B | 2B | 3B | SS | LF | CF | RF | P | | |
| 2012 | Range | | | 12 | 3 | | | | | | | |
| 30 | Arm | | | S | S | | | | | | | |
| 283 | Error | | | 7 | 16 | | | | | | | |
| G 64 AB 226 R 27 D 7 T 5 HR 4 RBI 20 AVE .257 | | | | | | | | | | | | |



Infante is out on a popout to 3rd base.

| | |
|---|--|
| 2 | popout (white die: 1- BL-3B ... 1-BR-1B ... 2-C ... 3-1B ... 4-2B ... 5-3B ... 6-SS) |
|---|--|

The D20 is 2 which takes you to the popout line on all the out charts.

The white die 5 has the 3rd baseman field it (baseball scoring system 5)

2 out

6th inning - Batting 3rd for Detroit

| | | | | | | | | | | | | |
|--|------------------------------------|-----|-----------|----|----|-----|----|----|----|---|----------|----------|
| BR | MIGUEL CABRERA | | | | | | | | | | A | |
| 66 | HOMERUN | | | | | | | | | | | |
| 55 | HOMERUN 1-13 / DOUBLE | | | | | | | | | | | |
| 44 | DOUBLE | | | | | | | | | | | |
| 33 | DOUBLE 1-4 / SINGLE+ 5-10 / SINGLE | | | | | | | | | | | |
| 22 | SINGLE | | | | | | | | | | | |
| 11 | SINGLE | | | | | | | | | | | |
| 12 | SINGLE 1-11 | 31 | | | | | | | | | 51 | KD? Def |
| 13 | WALK | 32 | | | | | | | | | 52 | KD? Def |
| 14 | WALK 1-7 | 34 | | | | | | | | | 53 | KD? Def |
| 15 | HBP 1-3 / Ox | 35 | | | | | | | | | 54 | 54 Chart |
| 16 | K | 36 | | | | | | | | | 56 | |
| 21 | K | 41 | | | | | | | | | 61 | |
| 23 | OUT x | 42 | | | | | | | | | 62 | |
| 24 | OUT x | 43 | | | | | | | | | 63 | |
| 25 | OUT x | 45 | | | | | | | | | 64 | |
| 26 | TL:SINGLE | 46 | ball park | | | | | | | | 65 | HR - P |
| sba | 5 / 1 | sbs | 16 | sh | 3 | H&R | C | | | | | |
| DET | | C | 1B | 2B | 3B | SS | LF | CF | RF | P | | |
| 2012 | Range | | 3 | | 6 | | | | | | | |
| 29 | Arm | | S | | A | | | | | | | |
| .393 | Error | | 0 | | 4 | | | | | | | |
| G 161 AB 622 R 109 D 40 T 0 HR 44 RBI 139 AVE .330 | | | | | | | | | | | | |



Cabrera's blank sends it to the pitcher's card.

TL MADISON BUMGARNER BR4
2012 San Francisco Giants (22)

| | A (1-6) | B (7-14) | C (15-20) |
|----|---------|-----------|-----------|
| 31 | SINGLE | 31 SINGLE | 31 SINGLE |
| 32 | DBL 1-2 | 32 OUT | 32 OUT |
| 34 | OUT | 34 SINGLE | 34 SINGLE |
| 35 | OUT | 35 OUT | 35 SINGLE |
| 36 | OUT | 36 OUT | 36 OUT |
| 41 | BB 1-12 | 41 WALK | 41 WALK |
| 42 | OUT | 42 OUT | 42 WALK |
| 43 | OUT | 43 OUT | 43 OUT |
| 45 | K 1-10 | 45 K 1-10 | 45 K 1-10 |
| 56 | K | 56 K | 56 K |
| 61 | K | 61 K | 61 K |
| 62 | K | 62 K | 62 K |
| 63 | K 1-16 | 63 OUT | 63 OUT |
| 64 | OUT | 64 OUT | 64 OUT |
| 65 | HR 1-3 | 65 HR 1-6 | 65 HR 1-9 |

Baumgarner gets him OUT on a groundout to 2nd (baseball scoring system 4)

3 out.

Another 1-2-3 inning for the Baum.

7th inning - Here's the cleanup hitter

| | | | |
|---|-----------------------|--------------|------------------------|
| BL | PRINCE FIELDER | | S |
| 66 | HOMERUN 1-19 / TRIPLE | | |
| 55 | DOUBLE | | |
| 44 | DOUBLE 1-4 / SINGLE | | |
| 33 | SINGLE | | |
| 22 | SINGLE | | |
| 11 | SINGLE 1-2 / WALK | | |
| 12 | WALK | 31 | 51 KD? Def |
| 13 | WALK 1-9 | 32 | 52 KD? Def |
| 14 | HBP 1-17 | 34 | 53 KD? Def |
| 15 | K | 35 | 54 54 Chart |
| 16 | K 1-7 | 36 | 56 |
| 21 | OUT x | 41 | 61 |
| 23 | OUT x | 42 | 62 |
| 24 | OUT x | 43 | 63 |
| 25 | OUT | 45 | 64 |
| 26 | TR:SINGLE | 46 ball park | 65 HR - P |
| sba | 1 / 0 | sbs 20 | sh 3 H&R C |
| DET | | C | 1B 2B 3B SS LF CF RF P |
| 2012 | Range | | 10 |
| 28 | Arm | | A |
| .412 | Error | | 8 |
| G 162 AB 581 R 83 D 33 T 1 HR 30 RBI 108 AVE .313 | | | |

5 3 19

It's a possible fielding check. Bumgarner's KD rating 5 does NOT cover the D20 = 19, thus no stirkeout.

Instead we go the Defense Chart and roll the dice again.

2 3

| | |
|-----------------|------------|
| 53 Range | |
| 23 | CF Single* |

Check Pagan's Range rating ... it's very good at 15. Roll a D20 ... 9

Pagan makes the good running catch as the D20 is covered by his range rating.


The D20 had to be 16 or more for the hit to occur with Pagan's range rating.

1 out

BTW, if he had made an error the lone * means batter safe at 1st, all runners advance 1 base.

7th inning - here's the number 5 hitter

| | | | | | | | | | | |
|--|--------------------------------|-----|-----------|----------|--------|-------|----|----|----|----------|
| BR | DELMON YOUNG | | | | | | | | | A |
| 66 | HOMER 1-9 / TRIPLE 10 / DOUBLE | | | | | | | | | |
| 55 | DOUBLE 1-12 / SINGLE | | | | | | | | | |
| 44 | SINGLE | | | | | | | | | |
| 33 | SINGLE | | | | | | | | | |
| 22 | SINGLE | | | | | | | | | |
| 11 | WALK+ 1-3 / HBP 4-11 / K | | | | | | | | | |
| 12 | K | 31 | 51 | KD? Def | | | | | | |
| 13 | K | 32 | 52 | KD? Def | | | | | | |
| 14 | K | 34 | 53 | KD? Def | | | | | | |
| 15 | K 1-2 | 35 | 54 | 54 Chart | | | | | | |
| 16 | OUT x | 36 | 56 | | | | | | | |
| 21 | OUT x | 41 | OUT | 61 | | | | | | |
| 23 | OUT x | 42 | OUT | 62 | | | | | | |
| 24 | OUT | 43 | 63 | | | | | | | |
| 25 | OUT | 45 | 64 | | | | | | | |
| 26 | TL:SINGLE | 46 | ball park | 65 | HR - P | | | | | |
| sba | 2 / 0 | sbs | 0 | sh | 3 | H&R C | | | | |
| DET | | C | 1B | 2B | 3B | SS | LF | CF | RF | P |
| 2012 | Range | | | | | | 0 | | | |
| 26 | Arm | | | | | | A2 | | | |
| .296 | Error | | | | | | 10 | | | |
| G 151 AB 574 R 54 D 27 T 1 HR 18 RBI 74 AVE .267 | | | | | | | | | | |



HOMERUN! Detroit's 2nd run of the game.

7th inning - here's the number 6 hitter for Detroit

| | | | |
|--|---------------------------------|--------------|------------------------|
| BR | JHONNY PERALTA | | S |
| 66 | HOMER 1-4 / TRIPLE 5-8 / DOUBLE | | |
| 55 | DOUBLE 1-17 / SINGLE+ | | |
| 44 | SINGLE | | |
| 33 | SINGLE 1-17 / HBP+ | | |
| 22 | WALK 1-19 / K | | |
| 11 | K | | |
| 12 | K | 31 | 51 KD? Def |
| 13 | K | 32 | 52 KD? Def |
| 14 | K 1-7 | 34 | 53 KD? Def |
| 15 | OUT x | 35 | 54 54 Chart |
| 16 | OUT x | 36 | 56 |
| 21 | OUT x | 41 | 61 |
| 23 | OUT | 42 | 62 |
| 24 | OUT | 43 | 63 |
| 25 | OUT | 45 | 64 |
| 26 | TL:SINGLE | 46 ball park | 65 HR - P |
| sba | 3 / 1 | sbs | 7 sh 3 H&R C |
| DET | | C | 1B 2B 3B SS LF CF RF P |
| 2012 | Range | | 10 |
| 30 | Arm | | A |
| .305 | Error | | 2 |
| G 150 AB 531 R 58 D 32 T 3 HR 13 RBI 63 AVE .239 | | | |

5 1 20

It's a possible fielding check. Bumgarner's **KD** rating **5** does NOT cover the D20 = 20, thus no stirkeout.

Instead we go the Defense Chart and roll the dice again.

2 1

| | |
|-----------------|-----------------------|
| 51 Error | |
| 21 | SS-exotic error chart |

Check Crawford's Error rating ... it's 6. Roll a D20 ... 5

Crawford boots it. Refer to the Exotic Error Chart on the back of the Defense Chart.

Shortstop Exotic Error (refer to the base situation)

empty Ball fumbled & kicked by shortstop into center, batter to 2nd, • F runner out at 3rd if CF-S

Peralta is not an F runner, so he does not try for 3rd. If he was an F runner, he would only have tried for 3rd base if there was 1 out. Since there is 1 out, if an F runner had tried he would have been safe at 3rd since Pagan's arm rating is W.

7th inning - here's the number 7 hitter for Detroit

| | | | |
|--|-----------------------|--------------|---------------------|
| BR | AVISAIL GARCIA | | A |
| 66 | SINGLE+ | | |
| 55 | SINGLE+ | | |
| 44 | SINGLE | | |
| 33 | SINGLE | | |
| 22 | SINGLE | | |
| 11 | SINGLE | | |
| 12 | SINGLE 1-11 | 31 | 51 KD? Def |
| 13 | BB 1-2 / Ox | 32 | 52 KD? Def |
| 14 | HBP 1-14 | 34 | 53 KD? Def |
| 15 | K | 35 | 54 54 Chart |
| 16 | K | 36 | 56 |
| 21 | K | 41 | 61 |
| 23 | K | 42 | 62 |
| 24 | OUT x | 43 | 63 |
| 25 | TL:SINGLE | 45 | 64 |
| 26 | TL:SINGLE | 46 ball park | 65 OUT |
| sba | 2 / 3 | sbs 0 | sh 3 H&R C |
| DET | C | 1B | 2B 3B SS LF CF RF P |
| 2012 | Range | | 3 3 10 |
| 21 | Arm | | S6 w0 A0 |
| .373 | Error | | 0 0 0 |
| G 23 AB 47 R 7 D 0 T 0 HR 0 RBI 3 AVE .319 | | | |



Garica has a blank which send us to the pitcher card.

TL MADISON BUMGARNER BR4
2012 San Francisco Giants (22)

| | | |
|---------|----------|-----------|
| A (1-6) | B (7-14) | C (15-20) |
| 35 OUT | 35 OUT | 35 SINGLE |

Bumgarner gets the OUT in column A. D20 =19, flyout to right (baseball scoring system 9)

The Runner on 2nd Chart reads

| | |
|----|--------------------------------|
| 19 | flyout to RF - runner advances |
|----|--------------------------------|

Peralta advance to 3rd, 2 out. It must have been hit deep since Peralta's an S runner and still advanced uncontested.

7th inning - here's the number 8 hitter for Detroit

| | | | |
|---|-----------------------------------|--------------|------------------------|
| BL | ALEX AVILA | | S |
| 66 | HOMER 1-3 / TRIPLE 4-6 / DOUBLE | | |
| 55 | DOUBLE 1-11 / SINGLE 12-19 / HBP+ | | |
| 44 | SINGLE | | |
| 33 | WALK | | |
| 22 | WALK | | |
| 11 | WALK | | |
| 12 | HBP+ 1-2 / K | 31 | 51 KD? Def |
| 13 | K | 32 | 52 KD? Def |
| 14 | K | 34 | 53 KD? Def |
| 15 | K | 35 | 54 54 Chart |
| 16 | K | 36 | 56 |
| 21 | K 1-13 | 41 | 61 |
| 23 | OUT x | 42 | 62 |
| 24 | OUT x | 43 | 63 |
| 25 | OUT x | 45 | 64 |
| 26 | TR:SINGLE | 46 ball park | 65 HR - P |
| sba | 2 / 1 | sbs 20 | sh 3 H&R C |
| DET | pb4 | C | 1B 2B 3B SS LF CF RF P |
| 2012 | Range | n | |
| 25 | Arm | S | |
| .352 | Error | 1 | |
| G 116 AB 367 R 42 D 21 T 2 HR 9 RBI 48 AVE .243 | | | |



To the pitcher's card ... for a Homerun check.

TL **MADISON BUMGARNER** BR4
2012 San Francisco Giants (22)

| | A (1-6) | B (7-14) | C (15-20) |
|----|---------|-----------|-----------|
| 31 | SINGLE | 31 SINGLE | 31 SINGLE |
| 32 | DBL 1-2 | 32 OUT | 32 OUT |
| 34 | OUT | 34 SINGLE | 34 SINGLE |
| 35 | OUT | 35 OUT | 35 SINGLE |
| 36 | OUT | 36 OUT | 36 OUT |
| 41 | BB 1-12 | 41 WALK | 41 WALK |
| 42 | OUT | 42 OUT | 42 WALK |
| 43 | OUT | 43 OUT | 43 OUT |
| 45 | K 1-10 | 45 K 1-10 | 45 K 1-10 |
| 56 | K | 56 K | 56 K |
| 61 | K | 61 K | 61 K |
| 62 | K | 62 K | 62 K |
| 63 | K 1-16 | 63 OUT | 63 OUT |
| 64 | OUT | 64 OUT | 64 OUT |
| 65 | HR 1-3 | 65 HR 1-6 | 65 HR 1-9 |


Based on the D20 = 2, Avila hits a HOMERUN! 2 more runs score, and the Tigers now have 4.

If, for example, Laird had been batting, his HR -5 rating would have dropped Baumgarner's HR 1-3 into a negative zone, thus no homerun would have been hit.

Still 2 out.


8th inning - the lead off hitter for Detroit

| | | | |
|--|----------------------------------|--------------------------|-------------|
| BR | AUSTIN JACKSON | | F |
| 66 | HOMER 1-6 / TRIPLE 7-18 / DOUBLE | | |
| 55 | DOUBLE | | |
| 44 | DOUBLE 1-2 / SINGLE | | |
| 33 | SINGLE+ | | |
| 22 | SINGLE | | |
| 11 | SINGLE+ 1-10 / WALK | | |
| 12 | WALK | 31 | 51 KD? Def |
| 13 | BB 1-7 / K | 32 | 52 KD? Def |
| 14 | HBP+ 1-2 | 34 | 53 KD? Def |
| 15 | K | 35 | 54 54 Chart |
| 16 | K | 36 | 56 |
| 21 | K | 41 | 61 |
| 23 | K | 42 | 62 |
| 24 | OUT x | 43 | 63 |
| 25 | OUT x | 45 | 64 |
| 26 | TL:SINGLE | 46 ball park | 65 HR - P |
| sba | 21 / 4 | sbs 11 | sh 3 H&R C |
| DET | | C 1B 2B 3B SS LF CF RF P | |
| 2012 | Range | | 4 |
| 25 | Arm | | A2 |
| .377 | Error | | 1 |
| G 137 AB 543 R 103 D 29 T 10 HR 16 RBI 66 AVE .300 | | | |



It's a possible fielding check. Bumgarner's **KD** rating **5** does NOT cover the D20 = 11, thus no stirkeout.

Instead we go the Defense Chart and roll the dice again.



| | |
|-----------------|-----------------------|
| 53 Range | |
| 45 | 2B Single*+ to center |

Check Scutaro's Range rating ... it's 5. Roll a D20 ...



It gets up the middle past him for a single.

Jackson on 1st, no one out.

BTW, if runners had been on base the batter would have stopped at first base, and the runners would have advanced 2 bases with the + symbol. The + symbol on this chart has nothing to do with stealing bases.

8th inning - in the #2 slot for Detroit

| | | | |
|---|--------------------------|--------------|---------------------|
| BR | OMAR INFANTE | | F |
| 66 | TRIPLE 1-15 / DOUBLE | | |
| 55 | DOUBLE 1-6 / SINGLE | | |
| 44 | SINGLE+ | | |
| 33 | SINGLE | | |
| 22 | SINGLE+ 1-15 / WALK | | |
| 11 | WALK+ 1-2 / K 3-11 / OUT | | |
| 12 | OUT 31 | 51 | KD? Def |
| 13 | OUT x 32 | 52 | KD? Def |
| 14 | OUT 34 | 53 | KD? Def |
| 15 | OUT 35 | 54 | 54 Chart |
| 16 | OUT 36 | 56 | |
| 21 | OUT 41 | OUT 61 | |
| 23 | OUT 42 | OUT 62 | |
| 24 | OUT 43 | 63 | |
| 25 | OUT 45 | 64 | |
| 26 | TL:SINGLE 46 | ball park 65 | HR - P |
| sba | 9 / 5 | sbs 16 | sh 5 H&R A |
| DET | C | 1B | 2B 3B SS LF CF RF P |
| 2012 | Range | | 12 3 |
| 30 | Arm | | S S |
| .283 | Error | | 7 16 |
| G 64 AB 226 R 27 D 7 T 5 HR 4 RBI 20 AVE .257 | | | |

The offense calls for the bunt. Infante's SH rating is 5. Roll a D6.



He gets the bunt down (the bunt chart tells you who fields it from the first roll: D6 = 4 goes to the 1st baseman)

To see if it's a good bunt, roll a D6 again.



Check the fielder's Arm rating. Belt, playing 1st base, has an arm rating A and does not affect the SH rating.

So, it's a good bunt and the runner moves to 2nd base.

It's a good bunt because the SH rating 5 covers the D6 roll 5.

Only D6 = 6 would have been a bad bunt, but even that would have been good if the fielder had a W arm rating.

Runner on 2nd, 1 out.

8th inning - Batting 3rd for Detroit

| | | | | | | | | | | | | |
|--|------------------------------------|-----|-----------|----|----|-----|----|----|----|---|----------|----------|
| BR | MIGUEL CABRERA | | | | | | | | | | A | |
| 66 | HOMERUN | | | | | | | | | | | |
| 55 | HOMERUN 1-13 / DOUBLE | | | | | | | | | | | |
| 44 | DOUBLE | | | | | | | | | | | |
| 33 | DOUBLE 1-4 / SINGLE+ 5-10 / SINGLE | | | | | | | | | | | |
| 22 | SINGLE | | | | | | | | | | | |
| 11 | SINGLE | | | | | | | | | | | |
| 12 | SINGLE 1-11 | 31 | | | | | | | | | 51 | KD? Def |
| 13 | WALK | 32 | | | | | | | | | 52 | KD? Def |
| 14 | WALK 1-7 | 34 | | | | | | | | | 53 | KD? Def |
| 15 | HBP 1-3 / Ox | 35 | | | | | | | | | 54 | 54 Chart |
| 16 | K | 36 | | | | | | | | | 56 | |
| 21 | K | 41 | | | | | | | | | 61 | |
| 23 | OUT x | 42 | | | | | | | | | 62 | |
| 24 | OUT x | 43 | | | | | | | | | 63 | |
| 25 | OUT x | 45 | | | | | | | | | 64 | |
| 26 | TL:SINGLE | 46 | ball park | | | | | | | | 65 | HR - P |
| sba | 5 / 1 | sbs | 16 | sh | 3 | H&R | C | | | | | |
| DET | | C | 1B | 2B | 3B | SS | LF | CF | RF | P | | |
| 2012 | Range | | 3 | | 6 | | | | | | | |
| 29 | Arm | | S | | A | | | | | | | |
| .393 | Error | | 0 | | 4 | | | | | | | |
| G 161 AB 622 R 109 D 40 T 0 HR 44 RBI 139 AVE .330 | | | | | | | | | | | | |



Cabrera's blank sends it to the pitcher's card.

TL MADISON BUMGARNER BR4
2012 San Francisco Giants (22)

| A (1-6) | | B (7-14) | | C (15-20) | |
|---------|---------|----------|--------|-----------|--------|
| 31 | SINGLE | 31 | SINGLE | 31 | SINGLE |
| 32 | DBL 1-2 | 32 | OUT | 32 | OUT |
| 34 | OUT | 34 | SINGLE | 34 | SINGLE |
| 35 | OUT | 35 | OUT | 35 | SINGLE |
| 36 | OUT | 36 | OUT | 36 | OUT |
| 41 | BB 1-12 | 41 | WALK | 41 | WALK |
| 42 | OUT | 42 | OUT | 42 | WALK |
| 43 | OUT | 43 | OUT | 43 | OUT |
| 45 | K 1-10 | 45 | K 1-10 | 45 | K 1-10 |
| 56 | K | 56 | K | 56 | K |
| 61 | K | 61 | K | 61 | K |
| 62 | K | 62 | K | 62 | K |
| 63 | K 1-16 | 63 | OUT | 63 | OUT |
| 64 | OUT | 64 | OUT | 64 | OUT |
| 65 | HR 1-3 | 65 | HR 1-6 | 65 | HR 1-9 |

He's out. D20 = 2. Referring to the Out Chart, he pops out to 2nd base (white die 4 ... baseball scoring system)

| | |
|---|--|
| 2 | popout (white die: 1- BL-3B ... 1-BR-1B ... 2-C ... 3-1B ... 4-2B ... 5-3B ... 6-SS) |
|---|--|

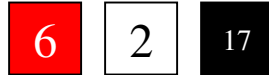
2 out.

8th inning - Here's the cleanup hitter

Baumgarner has now faced 30 batters, his BFS rating. The next hit or walk allowed will bomb him to a D grade.

A Grade D does NOT get anyone out in his control area. 31-36 and 54-64 are always singles, and 41-45 are always walks.

| | | | |
|---|-----------------------|--------------|---------------------|
| BL | PRINCE FIELDER | | S |
| 66 | HOMERUN 1-19 / TRIPLE | | |
| 55 | DOUBLE | | |
| 44 | DOUBLE 1-4 / SINGLE | | |
| 33 | SINGLE | | |
| 22 | SINGLE | | |
| 11 | SINGLE 1-2 / WALK | | |
| 12 | WALK | 31 | 51 KD? Def |
| 13 | WALK 1-9 | 32 | 52 KD? Def |
| 14 | HBP 1-17 | 34 | 53 KD? Def |
| 15 | K | 35 | 54 54 Chart |
| 16 | K 1-7 | 36 | 56 |
| 21 | OUT x | 41 | 61 |
| 23 | OUT x | 42 | 62 |
| 24 | OUT x | 43 | 63 |
| 25 | OUT | 45 | 64 |
| 26 | TR:SINGLE | 46 ball park | 65 HR - P |
| sba | 1 / 0 | sbs 20 | sh 3 H&R C |
| DET | C | 1B | 2B 3B SS LF CF RF P |
| 2012 | Range | 10 | |
| 28 | Arm | A | |
| .412 | Error | 8 | |
| G 162 AB 581 R 83 D 33 T 1 HR 30 RBI 108 AVE .313 | | | |



Fielder's blank sends it to the pitcher's card.

TL **MADISON BUMGARNER** BR4
2012 San Francisco Giants (22)

| A (1-6) | | B (7-14) | | C (15-20) | |
|---------|---------|----------|--------|-----------|--------|
| 31 | SINGLE | 31 | SINGLE | 31 | SINGLE |
| 32 | DBL 1-2 | 32 | OUT | 32 | OUT |
| 34 | OUT | 34 | SINGLE | 34 | SINGLE |
| 35 | OUT | 35 | OUT | 35 | SINGLE |
| 36 | OUT | 36 | OUT | 36 | OUT |
| 41 | BB 1-12 | 41 | WALK | 41 | WALK |
| 42 | OUT | 42 | OUT | 42 | WALK |
| 43 | OUT | 43 | OUT | 43 | OUT |
| 45 | K 1-10 | 45 | K 1-10 | 45 | K 1-10 |
| 56 | K | 56 | K | 56 | K |
| 61 | K | 61 | K | 61 | K |
| 62 | K | 62 | K | 62 | K |
| 63 | K 1-16 | 63 | OUT | 63 | OUT |
| 64 | OUT | 64 | OUT | 64 | OUT |
| 65 | HR 1-3 | 65 | HR 1-6 | 65 | HR 1-9 |

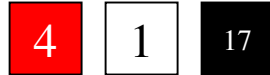
He strikes out to end the inning.

9th inning - leading off is the number 5 hitter

Remember, the first hit or walk and you have to get Baumbartner out of there because he goes to a Grade D.

A Grade D does NOT get anyone out in his control area. 31-36 and 54-64 are always singles, and 41-45 are always walks.

| | | |
|--|--------------------------------|------------------------|
| BR DELMON YOUNG | | A |
| 66 | HOMER 1-9 / TRIPLE 10 / DOUBLE | |
| 55 | DOUBLE 1-12 / SINGLE | |
| 44 | SINGLE | |
| 33 | SINGLE | |
| 22 | SINGLE | |
| 11 | WALK+ 1-3 / HBP 4-11 / K | |
| 12 | K 31 | 51 KD? Def |
| 13 | K 32 | 52 KD? Def |
| 14 | K 34 | 53 KD? Def |
| 15 | K 1-2 35 | 54 54 Chart |
| 16 | OUT x 36 | 56 |
| 21 | OUT x 41 | OUT 61 |
| 23 | OUT x 42 | OUT 62 |
| 24 | OUT 43 | 63 |
| 25 | OUT 45 | 64 |
| 26 | TL:SINGLE 46 | ball park 65 HR - P |
| sba 2 / 0 sbs 0 sh 3 H&R C | | |
| DET | C | 1B 2B 3B SS LF CF RF P |
| 2012 | Range | 0 |
| 26 | Arm | A2 |
| 296 | Error | 10 |
| G 151 AB 574 R 54 D 27 T 1 HR 18 RBI 74 AVE .267 | | |



Normally you go to the pitcher card, but Young had so few walks that he controls dice rolls 41 and 42.

He's out on a flyout to left (baseball scoring system 7)

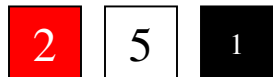
1 out.

The Grade D rule does not apply because it never got into Baumgarner's control.

This is not a 50/50 game. The batter controls the initial dice roll.

9th inning - here's the number 6 hitter for Detroit

| | | | | | | | | | | |
|--|---------------------------------|-----|-----------|----------|--------|-------|----|----|----|----------|
| BR | JHONNY PERALTA | | | | | | | | | S |
| 66 | HOMER 1-4 / TRIPLE 5-8 / DOUBLE | | | | | | | | | |
| 55 | DOUBLE 1-17 / SINGLE+ | | | | | | | | | |
| 44 | SINGLE | | | | | | | | | |
| 33 | SINGLE 1-17 / HBP+ | | | | | | | | | |
| 22 | WALK 1-19 / K | | | | | | | | | |
| 11 | K | | | | | | | | | |
| 12 | K | 31 | 51 | KD? Def | | | | | | |
| 13 | K | 32 | 52 | KD? Def | | | | | | |
| 14 | K 1-7 | 34 | 53 | KD? Def | | | | | | |
| 15 | OUT x | 35 | 54 | 54 Chart | | | | | | |
| 16 | OUT x | 36 | 56 | | | | | | | |
| 21 | OUT x | 41 | 61 | | | | | | | |
| 23 | OUT | 42 | 62 | | | | | | | |
| 24 | OUT | 43 | 63 | | | | | | | |
| 25 | OUT | 45 | 64 | | | | | | | |
| 26 | TL:SINGLE | 46 | ball park | 65 | HR - P | | | | | |
| sba | 3 / 1 | sbs | 7 | sh | 3 | H&R C | | | | |
| DET | | C | 1B | 2B | 3B | SS | LF | CF | RF | P |
| 2012 | Range | | | | | 10 | | | | |
| 30 | Arm | | | | | A | | | | |
| .305 | Error | | | | | 2 | | | | |
| G 150 AB 531 R 58 D 32 T 3 HR 13 RBI 63 AVE .239 | | | | | | | | | | |



Peralta's is out on a groundball back to the pitcher. (D20 = 1. baseball scoring system 1)

2 out.

9th inning - here's the number 7 hitter for Detroit

| | | | |
|--|-----------------------|--------------|---------------------|
| BR | AVISAIL GARCIA | | A |
| 66 | SINGLE+ | | |
| 55 | SINGLE+ | | |
| 44 | SINGLE | | |
| 33 | SINGLE | | |
| 22 | SINGLE | | |
| 11 | SINGLE | | |
| 12 | SINGLE 1-11 | 31 | 51 KD? Def |
| 13 | BB 1-2/ Ox | 32 | 52 KD? Def |
| 14 | HBP 1-14 | 34 | 53 KD? Def |
| 15 | K | 35 | 54 54 Chart |
| 16 | K | 36 | 56 |
| 21 | K | 41 | 61 |
| 23 | K | 42 | 62 |
| 24 | OUT x | 43 | 63 |
| 25 | TL:SINGLE | 45 | 64 |
| 26 | TL:SINGLE | 46 ball park | 65 OUT |
| sba | 2 / 3 | sbs 0 | sh 3 H&R C |
| DET | C | 1B | 2B 3B SS LF CF RF P |
| 2012 | Range | | 3 3 10 |
| 21 | Arm | | S6 w0 A0 |
| .373 | Error | | 0 0 0 |
| G 23 AB 47 R 7 D 0 T 0 HR 0 RBI 3 AVE .319 | | | |



Garica strikes out to end it.

The Tigers score 5 runs, but Baumgarner somehow manages to go the distance.

TR **JUSTIN VERLANDER** BR1

2012 Detroit Tigers (29)

| A (1-6) | | B (7-14) | | C (15-20) | | | | |
|---------|----------|----------|--------|-----------|--------|-----|----|----|
| 31 | SNG 1-16 | 31 | SINGLE | 31 | SINGLE | | | |
| 32 | OUT | 32 | OUT | 32 | OUT | | | |
| 34 | OUT | 34 | OUT | 34 | SINGLE | | | |
| 35 | OUT | 35 | OUT | 35 | OUT | | | |
| 36 | OUT | 36 | OUT | 36 | OUT | | | |
| 41 | BB 1-12 | 41 | WALK | 41 | WALK | | | |
| 42 | OUT | 42 | OUT | 42 | WALK | | | |
| 43 | OUT | 43 | OUT | 43 | OUT | | | |
| 45 | OUT | 45 | OUT | 45 | OUT | | | |
| 56 | K | 56 | K | 56 | K | | | |
| 61 | K | 61 | K | 61 | K | | | |
| 62 | K | 62 | K | 62 | K | | | |
| 63 | K | 63 | K | 63 | K | | | |
| 64 | K 1-16 | 64 | OUT | 64 | OUT | | | |
| 65 | HR -4 | 65 | HR -1 | 65 | HR 1-2 | | | |
| KD 6 | | KD 5 | | KD 4 | | | | |
| WP | BFS | BFR | NH | NW | R | Arm | E | |
| 1-8 | 32 | 32 | - | - | 14 | A | 17 | |
| G | GS | CG | IP | SO | WHIP | W | L | Sv |
| 33 | 33 | 6 | 238 | 239 | 1.06 | 17 | 8 | 0 |

The Tigers send Justin Verlander to the hill to face the Giants. His pre-game bullpen session roll is 10.

He goes at a B grade. It has been yellow highlighted for easy referencing.

| |
|----------------------|
| San Francisco |
| Angel Pagan CF |
| Marco Scutaro 2B |
| Pablo Sandoval 3B |
| Buster Posey C |
| Hunter Pence RF |
| Brandon Belt 1B |
| Gregor Blanco LF |
| Brandon Crawford SS |
| Madison Baumgarner P |

1st inning - Leading off for the Giants is

| | | | |
|--|----------------------------|--------------|---------------------|
| BB | ANGEL PAGAN | | F |
| 66 | TRIPLE 1-16 / DOUBLE | | |
| 55 | DOUBLE | | |
| 44 | DOUBLE 1-8 / SINGLE | | |
| 33 | SINGLE+ | | |
| 22 | SINGLE+ | | |
| 11 | WALK+ 1-12 / K 13-17 / OUT | | |
| 12 | K | 31 | 51 KD? Def |
| 13 | K | 32 | 52 KD? Def |
| 14 | OUT x | 34 | 53 KD? Def |
| 15 | OUT | 35 | 54 54 Chart |
| 16 | OUT | 36 | 56 |
| 21 | OUT | 41 | 61 |
| 23 | OUT | 42 | 62 |
| 24 | OUT | 43 | 63 |
| 25 | OUT | 45 | 64 |
| 26 | SINGLE | 46 ball park | 65 HR - P -3 |
| sba | 36 / 7 | sbs 16 | sh 3 H&R C |
| SFG | C | 1B | 2B 3B SS LF CF RF P |
| 2012 | Range | | |
| 30 | Arm | | 15 A2 |
| .338 | Error | | 4 |
| G 154 AB 605 R 95 D 38 T 15 HR 8 RBI 56 AVE .288 | | | |

1

4

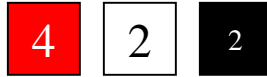
17

OUT x is a flyout to left (baseball scoring system 7)

1 out.

1st inning - batting 2nd for the Giants is

| | | | |
|--|-----------------------|--------------|---------------------|
| BR | MARCO SCUTARO | | A |
| 66 | TRIPLE 1-3 / DOUBLE | | |
| 55 | DOUBLE 1-18 / SINGLE+ | | |
| 44 | SINGLE | | |
| 33 | SINGLE | | |
| 22 | SINGLE | | |
| 11 | SINGLE | | |
| 12 | SINGLE | 31 | 51 KD? Def |
| 13 | SINGLE | 32 | 52 KD? Def |
| 14 | SNG+ 1-4 | 34 | 53 KD? Def |
| 15 | BB+ 1-5 | 35 | 54 54 Chart |
| 16 | OUT x | 36 | 56 OUT |
| 21 | OUT x | 41 OUT | 61 OUT |
| 23 | OUT x | 42 | 62 |
| 24 | OUT | 43 | 63 |
| 25 | OUT | 45 | 64 |
| 26 | TL:SINGLE | 46 ball park | 65 HR - P -4 |
| sba | 3 / 1 | sbs 13 | sh 5 H&R A |
| SFG | C | 1B | 2B 3B SS LF CF RF P |
| 2012 | Range | | 5 13 |
| 36 | Arm | | w w |
| .385 | Error | | 2 6 |
| G 61 AB 243 R 40 D 16 T 1 HR 3 RBI 44 AVE .362 | | | |



Scutaro sends it to Verlander's card

TR JUSTIN VERLANDER BR1
2012 Detroit Tigers (29)

| | A (1-6) | B (7-14) | C (15-20) |
|----|----------|-----------|-----------|
| 31 | SNG 1-16 | 31 SINGLE | 31 SINGLE |
| 32 | OUT | 32 OUT | 32 OUT |
| 34 | OUT | 34 OUT | 34 SINGLE |
| 35 | OUT | 35 OUT | 35 OUT |
| 36 | OUT | 36 OUT | 36 OUT |
| 41 | BB 1-12 | 41 WALK | 41 WALK |
| 42 | OUT | 42 OUT | 42 WALK |

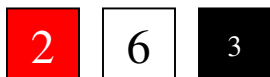
He is out on a popout to the catcher.

D20 = 2 is a popout. White die 2 goes to the catcher.

2 out.

1st inning - batting 3rd for the Giants is

| | | | |
|--|----------------------------------|--------------|---------------------|
| BB | PABLO SANDOVAL | | A |
| 66 | HOMER 1-7 / TRIPLE 8-10 / DOUBLE | | |
| 55 | DOUBLE | | |
| 44 | DOUBLE 1 / SINGLE | | |
| 33 | SINGLE | | |
| 22 | SINGLE 1-8 / WALK | | |
| 11 | WALK+ 1-9 / HBP 10 / K | | |
| 12 | K | 31 | 51 KD? Def |
| 13 | K 1-5 | 32 | 52 KD? Def |
| 14 | OUT x | 34 | 53 KD? Def |
| 15 | OUT x | 35 | 54 54 Chart |
| 16 | OUT x | 36 | 56 |
| 21 | OUT | 41 | 61 |
| 23 | OUT | 42 | 62 |
| 24 | OUT | 43 | 63 |
| 25 | OUT | 45 | 64 |
| 26 | SINGLE | 46 ball park | 65 HR - P |
| sba | 2 / 1 | sbs 10 | sh 3 H&R C |
| SFG | C | 1B | 2B 3B SS LF CF RF P |
| 2012 | Range | 3 | 9 |
| 25 | Arm | S | A |
| .342 | Error | 0 | 7 |
| G 108 AB 396 R 59 D 25 T 2 HR 12 RBI 63 AVE .283 | | | |




It's a single. This is normally a lefty vs. righty matchup between the batter and pitcher, but since Sandoval is a switch hitter (BB) he gets a solid hit here.

Man on 1st, 2 out.

1st inning - batting cleanup for the Giants is

| | | | |
|---|---------------------------------|--------------|------------------------|
| BR | BUSTER POSEY | | S |
| 66 | HOMER 1-16 / TRIPLE 17 / DOUBLE | | |
| 55 | DOUBLE | | |
| 44 | DOUBLE 1-14 / SINGLE | | |
| 33 | SINGLE | | |
| 22 | SINGLE | | |
| 11 | SINGLE | | |
| 12 | SNG 1-10 / K | 31 | 51 KD? Def |
| 13 | WALK | 32 | 52 KD? Def |
| 14 | WALK | 34 | 53 KD? Def |
| 15 | HBP+ 1-2 | 35 | 54 54 Chart |
| 16 | K | 36 | 56 |
| 21 | K | 41 | 61 |
| 23 | OUT x | 42 | 62 |
| 24 | OUT x | 43 | 63 |
| 25 | OUT x | 45 | 64 |
| 26 | TL:SINGLE | 46 ball park | 65 HR - P |
| sba | 2 / 0 | sbs 10 | sh 3 H&R C |
| SFG | pb1 | C | 1B 2B 3B SS LF CF RF P |
| 2012 | Range | n | 8 |
| 25 | Arm | A | A |
| .408 | Error | 1 | 9 |
| G 148 AB 530 R 78 D 39 T 1 HR 24 RBI 103 AVE .336 | | | |



Another single, this one to left.

Hits Chart - Runner on 1st

Tournament Boards

on a single


1 LF advances to 3rd if white die 2

Since the white die is not 2, Sandoval stops at 2nd.

2 on and 2 out.

1st inning - batting 5th for the Giants is

| | | | | | | | | | | |
|--|----------------------------------|-----|-----------|----------|--------|-----|----|----|----|----------|
| BR | HUNTER PENCE | | | | | | | | | S |
| 66 | HOMER 1-8 / TRIPLE 9-14 / DOUBLE | | | | | | | | | |
| 55 | DOUBLE 1-17 / SINGLE | | | | | | | | | |
| 44 | SINGLE | | | | | | | | | |
| 33 | SINGLE 1 / WALK 2-15 / HBP | | | | | | | | | |
| 22 | HBP+ 1-6 / K | | | | | | | | | |
| 11 | K | | | | | | | | | |
| 12 | K | 31 | 51 | KD? Def | | | | | | |
| 13 | K | 32 | 52 | KD? Def | | | | | | |
| 14 | K | 34 | 53 | KD? Def | | | | | | |
| 15 | K | 35 | 54 | 54 Chart | | | | | | |
| 16 | OUT | 36 | 56 | | | | | | | |
| 21 | OUT | 41 | 61 | | | | | | | |
| 23 | OUT | 42 | 62 | | | | | | | |
| 24 | OUT | 43 | 63 | | | | | | | |
| 25 | OUT | 45 | 64 | | | | | | | |
| 26 | TL:SINGLE | 46 | ball park | 65 | HR - P | | | | | |
| sba | 1 / 1 | sbs | 20 | sh | 3 | H&R | C | | | |
| SFG | | C | 1B | 2B | 3B | SS | LF | CF | RF | P |
| 2012 | Range | | | | | | | | 13 | |
| 29 | Arm | | | | | | | | A2 | |
| .287 | Error | | | | | | | | 4 | |
| G 59 AB 219 R 28 D 11 T 2 HR 7 RBI 45 AVE .219 | | | | | | | | | | |



He strikes out to end the inning.

No runs on 2 hits, 2 left.

2nd inning - batting 6th for the Giants is

| | | | |
|---|---------------------|--------------|---------------------|
| BL | BRANDON BELT | | S |
| 66 | TRIPLE 1-9 / DOUBLE | | |
| 55 | DOUBLE | | |
| 44 | SINGLE+ | | |
| 33 | SINGLE | | |
| 22 | SINGLE 1-6 / WALK | | |
| 11 | WALK | | |
| 12 | BB+ 1-7 | 31 | 51 KD? Def |
| 13 | HBP+ 1-5 | 32 | 52 KD? Def |
| 14 | K | 34 | 53 KD? Def |
| 15 | K | 35 | 54 54 Chart |
| 16 | K | 36 | 56 |
| 21 | K | 41 | 61 |
| 23 | K | 42 | 62 |
| 24 | OUT | 43 | 63 |
| 25 | OUT | 45 | 64 |
| 26 | TR:SINGLE | 46 ball park | 65 HR - P -1 |
| sba | 14 / 3 | sbs 17 | sh 3 H&R C |
| SFG | C | 1B | 2B 3B SS LF CF RF P |
| 2012 | Range | 8 | 3 |
| 24 | Arm | A | w0 |
| .360 | Error | 8 | 0 |
| G 145 AB 411 R 47 D 27 T 6 HR 7 RBI 56 AVE .275 | | | |



Belt leads off with a triple.

2nd inning - batting 7th for the Giants is

| | | | |
|---|-----------------------------|--------|---------------------|
| BL | GREGOR BLANCO | | F |
| 66 | TRIPLE 1-8 / DOUBLE | | |
| 55 | DOUBLE 1 / SINGLE+ | | |
| 44 | SINGLE+ | | |
| 33 | SINGLE+ 1-12 / WALK | | |
| 22 | WALK | | |
| 11 | WALK+ 1-12 / HBP+ 13-15 / K | | |
| 12 | K 31 | 51 | KD? Def |
| 13 | K 32 | 52 | KD? Def |
| 14 | K 34 | 53 | KD? Def |
| 15 | K 35 | 54 | 54 Chart |
| 16 | K 36 | 56 | |
| 21 | OUT 41 | 61 | |
| 23 | OUT 42 | 62 | |
| 24 | OUT 43 | 63 | |
| 25 | OUT 45 | 64 | |
| 26 | TR:SINGLE 46 ball park | 65 | HR - P -4 |
| sba | 32 / 8 | sbs 16 | sh 5 H&R C |
| SFG | C | 1B | 2B 3B SS LF CF RF P |
| 2012 | Range | | 4 17 6 |
| 28 | Arm | | S3 A0 A1 |
| .333 | Error | | 0 7 2 |
| G 141 AB 393 R 56 D 14 T 5 HR 5 RBI 34 AVE .244 | | | |



He sends it to Verlander's card.

| | | | |
|--------------------------|-------------------------|-----------|------------|
| TR | JUSTIN VERLANDER | | BR1 |
| 2012 Detroit Tigers (29) | | | |
| A (1-6) | B (7-14) | C (15-20) | |
| 43 OUT | 43 OUT | 43 OUT | |

OUT. D20 = 17 is a flyout to left (baseball scoring system).

OUT Chart - Runner on 3rd

Tournament Boards

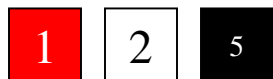
| | |
|----|--|
| 17 | flyout to LF - runner advances ... S holds |
|----|--|

Belt is an S runner and does not score on the medium hit fly ball.

1 out.

2nd inning - batting 8th for the Giants is

| | | | | | | | | | | |
|---|---------------------------------------|-----|-----------|----------|-----------|-------|----|----|----|----------|
| BL | BRANDON CRAWFORD | | | | | | | | | A |
| 66 | DOUBLE | | | | | | | | | |
| 55 | TRIPLE 1-5 / DOUBLE 6-15 / SINGLE+ | | | | | | | | | |
| 44 | SINGLE | | | | | | | | | |
| 33 | SINGLE | | | | | | | | | |
| 22 | SINGLE 1-2 / BB 3-11 / HBP+ 12-16 / K | | | | | | | | | |
| 11 | K | | | | | | | | | |
| 12 | K | 31 | 51 | KD? Def | | | | | | |
| 13 | K | 32 | 52 | KD? Def | | | | | | |
| 14 | K | 34 | 53 | KD? Def | | | | | | |
| 15 | OUT x | 35 | 54 | 54 Chart | | | | | | |
| 16 | OUT | 36 | 56 | | | | | | | |
| 21 | OUT | 41 | 61 | | | | | | | |
| 23 | OUT | 42 | 62 | | | | | | | |
| 24 | OUT | 43 | 63 | | | | | | | |
| 25 | OUT | 45 | 64 | | | | | | | |
| 26 | TR:SINGLE | 46 | ball park | 65 | HR - P -6 | | | | | |
| sba | 5 / 1 | sbs | 4 | sh | 3 | H&R C | | | | |
| SFG | | C | 1B | 2B | 3B | SS | LF | CF | RF | P |
| 2012 | Range | | | | | 12 | | | | |
| 25 | Arm | | | | | A | | | | |
| .304 | Error | | | | | 6 | | | | |
| G 143 AB 435 R 44 D 26 T 3 HR 4 RBI 45 AVE .248 | | | | | | | | | | |




He strikes out.

2 gone. Runner still on 3rd.

2nd inning - batting 9th for the Giants is

| | | | |
|--|----------------------------------|--------------------------|-------------|
| BR | MADISON BUMGARNER | | S |
| 66 | HOMER 1-8 / DOUBLE 9-10 / SINGLE | | |
| 55 | SINGLE 1-12 / OUT | | |
| 44 | K | | |
| 33 | K | | |
| 22 | K | | |
| 11 | K | | |
| 12 | K | 31 | 51 KD? Def |
| 13 | K | 32 | 52 KD? Def |
| 14 | K | 34 | 53 KD? Def |
| 15 | K | 35 | 54 54 Chart |
| 16 | K | 36 | 56 |
| 21 | K 1-17 | 41 OUT x | 61 |
| 23 | OUT x | 42 OUT x | 62 |
| 24 | OUT x | 43 OUT | 63 |
| 25 | OUT x | 45 | 64 |
| 26 | TL:SINGLE | 46 ball park | 65 HR - P |
| sba | 0 / 0 | sbs 0 | sh 5 H&R C |
| SFG | | C 1B 2B 3B SS LF CF RF P | |
| 2012 | Range | | 11 |
| 22 | Arm | | w |
| .174 | Error | | 10 |
| G 32 AB 68 R 4 D 1 T 0 HR 2 RBI 6 AVE .162 | | | |



He sends it to Verlander's card.

| | | | |
|--------------------------|-------------------------|-----------|------------|
| TR | JUSTIN VERLANDER | | BR1 |
| 2012 Detroit Tigers (29) | | | |
| A (1-6) | | B (7-14) | C (15-20) |
| 31 | SNG 1-16 | 31 SINGLE | 31 SINGLE |

It's a single to score the run. The Giants have 1.

Man on 1st and 2 out.

2nd inning - The lead off hitter for the Giants is

| | | | |
|--|----------------------------|--------------|---------------------|
| BB | ANGEL PAGAN | | F |
| 66 | TRIPLE 1-16 / DOUBLE | | |
| 55 | DOUBLE | | |
| 44 | DOUBLE 1-8 / SINGLE | | |
| 33 | SINGLE+ | | |
| 22 | SINGLE+ | | |
| 11 | WALK+ 1-12 / K 13-17 / OUT | | |
| 12 | K | 31 | 51 KD? Def |
| 13 | K | 32 | 52 KD? Def |
| 14 | OUT x | 34 | 53 KD? Def |
| 15 | OUT | 35 | 54 54 Chart |
| 16 | OUT | 36 | 56 |
| 21 | OUT | 41 | 61 |
| 23 | OUT | 42 | 62 |
| 24 | OUT | 43 | 63 |
| 25 | OUT | 45 | 64 |
| 26 | SINGLE | 46 ball park | 65 HR - P -3 |
| sba | 36 / 7 | sbs 16 | sh 3 H&R C |
| SFG | C | 1B | 2B 3B SS LF CF RF P |
| 2012 | Range | | 15 |
| 30 | Arm | | A2 |
| .338 | Error | | 4 |
| G 154 AB 605 R 95 D 38 T 15 HR 8 RBI 56 AVE .288 | | | |



OUT x is a ground out to the pitcher (baseball scoring system 1)

3 out.

3rd inning - leading off is the #2 hitter for the Giants

| | | | | | | | | | | | |
|--|-----------------------|----|-----------|-----|--------|-------|----|----|----|-----|----------|
| BR | MARCO SCUTARO | | | | | | | | | | A |
| 66 | TRIPLE 1-3 / DOUBLE | | | | | | | | | | |
| 55 | DOUBLE 1-18 / SINGLE+ | | | | | | | | | | |
| 44 | SINGLE | | | | | | | | | | |
| 33 | SINGLE | | | | | | | | | | |
| 22 | SINGLE | | | | | | | | | | |
| 11 | SINGLE | | | | | | | | | | |
| 12 | SINGLE | 31 | | 51 | KD? | Def | | | | | |
| 13 | SINGLE | 32 | | 52 | KD? | Def | | | | | |
| 14 | SNG+ 1-4 | 34 | | 53 | KD? | Def | | | | | |
| 15 | BB+ 1-5 | 35 | | 54 | 54 | Chart | | | | | |
| 16 | OUT x | 36 | | 56 | OUT | | | | | | |
| 21 | OUT x | 41 | OUT | 61 | OUT | | | | | | |
| 23 | OUT x | 42 | | 62 | | | | | | | |
| 24 | OUT | 43 | | 63 | | | | | | | |
| 25 | OUT | 45 | | 64 | | | | | | | |
| 26 | TL:SINGLE | 46 | ball park | 65 | HR - P | -4 | | | | | |
| sba | 3 / 1 | | | sbs | 13 | | | | | sh | 5 |
| | | | | | | | | | | H&R | A |
| SFG | | C | 1B | 2B | 3B | SS | LF | CF | RF | P | |
| 2012 | Range | | | 5 | 13 | | | | | | |
| 36 | Arm | | | w | w | | | | | | |
| .385 | Error | | | 2 | 6 | | | | | | |
| G 61 AB 243 R 40 D 16 T 1 HR 3 RBI 44 AVE .362 | | | | | | | | | | | |



Scutaro sends it to Verlander's card

TR JUSTIN VERLANDER BR1
2012 Detroit Tigers (29)

| | A (1-6) | B (7-14) | C (15-20) |
|----|----------|-----------|-----------|
| 31 | SNG 1-16 | 31 SINGLE | 31 SINGLE |
| 32 | OUT | 32 OUT | 32 OUT |
| 34 | OUT | 34 OUT | 34 SINGLE |
| 35 | OUT | 35 OUT | 35 OUT |
| 36 | OUT | 36 OUT | 36 OUT |
| 41 | BB 1-12 | 41 WALK | 41 WALK |
| 42 | OUT | 42 OUT | 42 WALK |

He is out on a groundout to the SS.

D20 = 6 (baseball scoring system 6)

1 out.

3rd inning - here's the 3rd hitter for the Giants

| | | |
|--|----------------------------------|-------------------|
| BB | PABLO SANDOVAL | A |
| 66 | HOMER 1-7 / TRIPLE 8-10 / DOUBLE | |
| 55 | DOUBLE | |
| 44 | DOUBLE 1 / SINGLE | |
| 33 | SINGLE | |
| 22 | SINGLE 1-8 / WALK | |
| 11 | WALK+ 1-9 / HBP 10 / K | |
| 12 | K 31 | 51 KD? Def |
| 13 | K 1-5 32 | 52 KD? Def |
| 14 | OUT x 34 | 53 KD? Def |
| 15 | OUT x 35 | 54 54 Chart |
| 16 | OUT x 36 | 56 |
| 21 | OUT 41 | 61 |
| 23 | OUT 42 | 62 |
| 24 | OUT 43 | 63 |
| 25 | OUT 45 | 64 |
| 26 | SINGLE 46 ball park | 65 HR - P |
| sba | 2 / 1 | sbs 10 sh 3 H&R C |
| SFG | C 1B 2B 3B SS LF CF RF P | |
| 2012 | Range | 3 9 |
| 25 | Arm | S A |
| .342 | Error | 0 7 |
| G 108 AB 396 R 59 D 25 T 2 HR 12 RBI 63 AVE .283 | | |



Sandoval sends it to Verlander's card

TR JUSTIN VERLANDER BR1
2012 Detroit Tigers (29)

| A (1-6) | B (7-14) | C (15-20) |
|-------------|-----------|-----------|
| 31 SNG 1-16 | 31 SINGLE | 31 SINGLE |
| 32 OUT | 32 OUT | 32 OUT |
| 34 OUT | 34 OUT | 34 SINGLE |
| 35 OUT | 35 OUT | 35 OUT |
| 36 OUT | 36 OUT | 36 OUT |
| 41 BB 1-12 | 41 WALK | 41 WALK |
| 42 OUT | 42 OUT | 42 WALK |

It's a single.

Man on 1st, 1 out.

3rd inning - here's the cleanup hitter for the Giants

| | | | |
|---|---------------------------------|--------------|------------------------|
| BR | BUSTER POSEY | | S |
| 66 | HOMER 1-16 / TRIPLE 17 / DOUBLE | | |
| 55 | DOUBLE | | |
| 44 | DOUBLE 1-14 / SINGLE | | |
| 33 | SINGLE | | |
| 22 | SINGLE | | |
| 11 | SINGLE | | |
| 12 | SNG 1-10 / K | 31 | 51 KD? Def |
| 13 | WALK | 32 | 52 KD? Def |
| 14 | WALK | 34 | 53 KD? Def |
| 15 | HBP+ 1-2 | 35 | 54 54 Chart |
| 16 | K | 36 | 56 |
| 21 | K | 41 | 61 |
| 23 | OUT x | 42 | 62 |
| 24 | OUT x | 43 | 63 |
| 25 | OUT x | 45 | 64 |
| 26 | TL:SINGLE | 46 ball park | 65 HR - P |
| sba | 2 / 0 | sbs 10 | sh 3 H&R C |
| SFG | pb1 | C | 1B 2B 3B SS LF CF RF P |
| 2012 | Range | n | 8 |
| 25 | Arm | A | A |
| .408 | Error | 1 | 9 |
| G 148 AB 530 R 78 D 39 T 1 HR 24 RBI 103 AVE .336 | | | |

5

1

14

It's a possible fielding check. Verlander's **KD** rating 5 does NOT cover the D20 = 14, thus no stirkeout.

Instead we go the Defense Chart and roll the dice again.

5

5

| | |
|------------------|-----|
| 51 Errors | |
| 55 | 3B* |

Check Cabrera's Error rating ... it's 4. Roll a D20 ...

10

Cabrera makes the play. According to the Defense Chart, runner on 1st only

- if D20 odd it's a ground double play
- if D20 even it's a fielder's choice at 2nd

It's a fielder's choice. Posey is now on first.

2 out.

3rd inning - here's the #5 hitter for the Giants

| | | | |
|--|----------------------------------|--------------|---------------------|
| BR | HUNTER PENCE | | S |
| 66 | HOMER 1-8 / TRIPLE 9-14 / DOUBLE | | |
| 55 | DOUBLE 1-17 / SINGLE | | |
| 44 | SINGLE | | |
| 33 | SINGLE 1 / WALK 2-15 / HBP | | |
| 22 | HBP+ 1-6 / K | | |
| 11 | K | | |
| 12 | K | 31 | 51 KD? Def |
| 13 | K | 32 | 52 KD? Def |
| 14 | K | 34 | 53 KD? Def |
| 15 | K | 35 | 54 54 Chart |
| 16 | OUT | 36 | 56 |
| 21 | OUT | 41 | 61 |
| 23 | OUT | 42 | 62 |
| 24 | OUT | 43 | 63 |
| 25 | OUT | 45 | 64 |
| 26 | TL:SINGLE | 46 ball park | 65 HR - P |
| sba | 1 / 1 | sbs 20 | sh 3 H&R C |
| SFG | C | 1B | 2B 3B SS LF CF RF P |
| 2012 | Range | | 13 |
| 29 | Arm | | A2 |
| .287 | Error | | 4 |
| G 59 AB 219 R 28 D 11 T 2 HR 7 RBI 45 AVE .219 | | | |

5 1 18

It's a possible fielding check. Verlander's KD rating 5 does NOT cover the D20 = 18, thus no stirkeout.

Instead we go the Defense Chart and roll the dice again.

3 4

| | |
|------------------|-----|
| 51 Errors | |
| 34 | 1B* |

Check Fielder's Error rating ... it's 8. Roll a D20 ...

2

He boots it. * means batter safe at first, runners advance 1 base.

2 on and 2 out.

3rd inning - here's the #6 hitter for the Giants

| | | | |
|---|---------------------|--------------|---------------------|
| BL | BRANDON BELT | | S |
| 66 | TRIPLE 1-9 / DOUBLE | | |
| 55 | DOUBLE | | |
| 44 | SINGLE+ | | |
| 33 | SINGLE | | |
| 22 | SINGLE 1-6 / WALK | | |
| 11 | WALK | | |
| 12 | BB+ 1-7 | 31 | 51 KD? Def |
| 13 | HBP+ 1-5 | 32 | 52 KD? Def |
| 14 | K | 34 | 53 KD? Def |
| 15 | K | 35 | 54 54 Chart |
| 16 | K | 36 | 56 |
| 21 | K | 41 | 61 |
| 23 | K | 42 | 62 |
| 24 | OUT | 43 | 63 |
| 25 | OUT | 45 | 64 |
| 26 | TR:SINGLE | 46 ball park | 65 HR - P -1 |
| sba | 14 / 3 | sbs 17 | sh 3 H&R C |
| SFG | C | 1B | 2B 3B SS LF CF RF P |
| 2012 | Range | 8 | 3 |
| 24 | Arm | A | w0 |
| .360 | Error | 8 | 0 |
| G 145 AB 411 R 47 D 27 T 6 HR 7 RBI 56 AVE .275 | | | |



He's OUT to end the inning.

| | | |
|------|----|--|
| 15 x | BL | groundout to 1B - fielder's choice at 2nd base (3-6) ... S or A arm 1B starts DP (3-6-1) ... runner on 2nd to 3rd |
| 15 x | BR | groundout to SS - fielder's choice at 2nd base (6-4) ... S or A arm 2B starts DP (6-4-3) ... runner on 2nd to 3rd |

Belt grounds out to the first baseman.

While baseball's scoring system holds on D20 last digits 4, 6, 7, 8, and 9, it varies on 3 and 5. That's so the pull variance on ground balls holds. BL's tend to hit their grounders to the right side of the infield, and BR's to the left side.

One of the stranger results occurs on the Out Chart - Runner on 2nd.

| | |
|---|--|
| 6 | groundout to SS (6-3) - runner holds ... on OUT readings 56-64 off batter card only! grounds out to 2B, runner advances |
|---|--|

This result gives those players who have it, their ability to sacrifice an at bat by hitting to the right side of the infield to advance the runner. Not all players can do this, and it's usually those with good bat control and patience. This will not happen off of the pitcher's card. Only the batters card can produce this result.

4th inning - leading off and batting 7th for the Giants is

| | | | | | | | | | |
|---|-----------------------------|--------|------------|----|----|----|----|----|---|
| BL | GREGOR BLANCO | | F | | | | | | |
| 66 | TRIPLE 1-8 / DOUBLE | | | | | | | | |
| 55 | DOUBLE 1 / SINGLE+ | | | | | | | | |
| 44 | SINGLE+ | | | | | | | | |
| 33 | SINGLE+ 1-12 / WALK | | | | | | | | |
| 22 | WALK | | | | | | | | |
| 11 | WALK+ 1-12 / HBP+ 13-15 / K | | | | | | | | |
| 12 | K 31 | 51 | KD? Def | | | | | | |
| 13 | K 32 | 52 | KD? Def | | | | | | |
| 14 | K 34 | 53 | KD? Def | | | | | | |
| 15 | K 35 | 54 | 54 Chart | | | | | | |
| 16 | K 36 | 56 | | | | | | | |
| 21 | OUT 41 | 61 | | | | | | | |
| 23 | OUT 42 | 62 | | | | | | | |
| 24 | OUT 43 | 63 | | | | | | | |
| 25 | OUT 45 | 64 | | | | | | | |
| 26 | TR:SINGLE 46 ball park | 65 | HR - P -4 | | | | | | |
| gba | 32 / 8 | sbs 16 | sh 5 H&R C | | | | | | |
| SFG | C | 1B | 2B | 3B | SS | LF | CF | RF | P |
| 2012 | Range | | | | | 4 | 17 | 6 | |
| 28 | Arm | | | | | S3 | A0 | A1 | |
| .333 | Error | | | | | 0 | 7 | 2 | |
| G 141 AB 393 R 56 D 14 T 5 HR 5 RBI 34 AVE .244 | | | | | | | | | |



He singles with a steal attempt if using Method 1's auto steal system. The + symbol indicates the SBA.

Blanco's SBS is 16 (80%). Catcher Avila's S arm knocks it down 2 to 14 (70%).

Here's the D20 roll ...



Ouch. 1 out. Avila's arm gunned him down.

BTW, if you were playing auto steal Method 2, there would not have been a steal attempt here. Refer to Blanco's SBA rating 32 / 8. The number 8 after the slash is the determinant. If the D20 had been 8 or less he would have gotten the steal attempt.

If you are calling your own steal then take note of the number 32 before the slash, which is his actual number of steal attempts on the season. If playing a season replay you should keep that number in mind to keep your stats realistic. If playing a 7 game series, use the number after the slash as his maximum number of attempts during the series.

Do NOT use the Base Stealing Jump chart if using an auto steal system.

4th inning - batting 8th for the Giants is

| | | | |
|---|---------------------------------------|--------------------------|--------------|
| BL | BRANDON CRAWFORD | | A |
| 66 | DOUBLE | | |
| 55 | TRIPLE 1-5 / DOUBLE 6-15 / SINGLE+ | | |
| 44 | SINGLE | | |
| 33 | SINGLE | | |
| 22 | SINGLE 1-2 / BB 3-11 / HBP+ 12-16 / K | | |
| 11 | K | | |
| 12 | K | 31 | 51 KD? Def |
| 13 | K | 32 | 52 KD? Def |
| 14 | K | 34 | 53 KD? Def |
| 15 | OUT x | 35 | 54 54 Chart |
| 16 | OUT | 36 | 56 |
| 21 | OUT | 41 | 61 |
| 23 | OUT | 42 | 62 |
| 24 | OUT | 43 | 63 |
| 25 | OUT | 45 | 64 |
| 26 | TR:SINGLE | 46 ball park | 65 HR - P -6 |
| sba | 5 / 1 | sbs 4 | sh 3 H&R C |
| SFG | | C 1B 2B 3B SS LF CF RF P | |
| 2012 | Range | | 12 |
| 25 | Arm | | A |
| .304 | Error | | 6 |
| G 143 AB 435 R 44 D 26 T 3 HR 4 RBI 45 AVE .248 | | | |

5 3 16

It's a possible fielding check. Verlander's KD rating 5 does NOT cover the D20 = 16, thus no stirkeout.

Instead we go the Defense Chart and roll the dice again.

5 4

| 53 Range | |
|----------|-----------------------------|
| 53 | 3B Single* (if Single, te?) |

Check Cabrera's Range rating ... it's 6. Roll a D20 ... 7

His range rating does NOT cover the D20, thus he does not get the out, thus it's a single.

Plus ... he might throw it away (te?). Roll a D20 versus Cabrera's Error rating 4. 4

The D20 matches the Error rating, thus he throws it away, the batter goes to 2nd on the throwing error.

Man on 2nd, 1 out.

4th inning - batting 9th for the Giants is

| | | | | | | | | | | |
|--|----------------------------------|-----|-----------|----------|--------|-----|----|----|----|----------|
| BR | MADISON BUMGARNER | | | | | | | | | S |
| 66 | HOMER 1-8 / DOUBLE 9-10 / SINGLE | | | | | | | | | |
| 55 | SINGLE 1-12 / OUT | | | | | | | | | |
| 44 | K | | | | | | | | | |
| 33 | K | | | | | | | | | |
| 22 | K | | | | | | | | | |
| 11 | K | | | | | | | | | |
| 12 | K | 31 | 51 | KD? Def | | | | | | |
| 13 | K | 32 | 52 | KD? Def | | | | | | |
| 14 | K | 34 | 53 | KD? Def | | | | | | |
| 15 | K | 35 | 54 | 54 Chart | | | | | | |
| 16 | K | 36 | 56 | | | | | | | |
| 21 | K 1-17 | 41 | OUT x | 61 | | | | | | |
| 23 | OUT x | 42 | OUT x | 62 | | | | | | |
| 24 | OUT x | 43 | OUT | 63 | | | | | | |
| 25 | OUT x | 45 | | 64 | | | | | | |
| 26 | TL:SINGLE | 46 | ball park | 65 | HR - P | | | | | |
| sba | 0 / 0 | sbs | 0 | sh | 5 | H&R | C | | | |
| SFG | | C | 1B | 2B | 3B | SS | LF | CF | RF | P |
| 2012 | Range | | | | | | | | | 11 |
| 22 | Arm | | | | | | | | | w |
| .174 | Error | | | | | | | | | 10 |
| G 32 AB 68 R 4 D 1 T 0 HR 2 RBI 6 AVE .162 | | | | | | | | | | |



He strikes out.

Man on 2nd and 2 out.

4th inning - Back to the top of the order for the Giants it's

| | | | |
|-----------|----------------------------|--------|--------------------------------|
| BB | ANGEL PAGAN | | F |
| 66 | TRIPLE 1-16 / DOUBLE | | |
| 55 | DOUBLE | | |
| 44 | DOUBLE 1-8 / SINGLE | | |
| 33 | SINGLE+ | | |
| 22 | SINGLE+ | | |
| 11 | WALK+ 1-12 / K 13-17 / OUT | | |
| 12 | K 31 | 51 | KD? Def |
| 13 | K 32 | 52 | KD? Def |
| 14 | OUT x 34 | 53 | KD? Def |
| 15 | OUT 35 | 54 | 54 Chart |
| 16 | OUT 36 | 56 | |
| 21 | OUT 41 | 61 | |
| 23 | OUT 42 | 62 | |
| 24 | OUT 43 | 63 | |
| 25 | OUT 45 | 64 | |
| 26 | SINGLE 46 ball park | 65 | HR - P -3 |
| sba | 36 / 7 | sbs 16 | sh 3 H&R C |
| SFG | C | 1B | 2B 3B SS LF CF RF P |
| 2012 | Range | | 15 |
| 30 | Arm | | A2 |
| .338 | Error | | 4 |
| G 154 | AB 605 | R 95 | D 38 T 15 HR 8 RBI 56 AVE .288 |

5 **3** **17**

It's a possible fielding check. Verlander's **KD** rating **5** does NOT cover the D20 = 17, thus no strikeout.

Instead we go the Defense Chart and roll the dice again.

4 **5**

| 53 Range | |
|----------|-----------------------|
| 53 | 2B Single*+ to center |

Check Infante's Range rating ... it's 12. Roll a D20 ... **8**

His range rating covers the D20, thus he covers the ground and gets the out. GOOD DEEEE!!!!

3 out.

BTW, it saved a run as the grounder would have gone up the middle through to center field. The *+ symbol means batter safe at 1st, runners take extra base ... 2 bases on a single.

5th inning - leading off is the #2 hitter for the Giants

| | | | | | | | | | | | |
|--|-----------------------|----|-----------|----|----|----|----|----|-----|----|-----------|
| BR | MARCO SCUTARO | | | | | | | | | | A |
| 66 | TRIPLE 1-3 / DOUBLE | | | | | | | | | | |
| 55 | DOUBLE 1-18 / SINGLE+ | | | | | | | | | | |
| 44 | SINGLE | | | | | | | | | | |
| 33 | SINGLE | | | | | | | | | | |
| 22 | SINGLE | | | | | | | | | | |
| 11 | SINGLE | | | | | | | | | | |
| 12 | SINGLE | 31 | | | | | | | | 51 | KD? Def |
| 13 | SINGLE | 32 | | | | | | | | 52 | KD? Def |
| 14 | SNG+ 1-4 | 34 | | | | | | | | 53 | KD? Def |
| 15 | BB+ 1-5 | 35 | | | | | | | | 54 | 54 Chart |
| 16 | OUT x | 36 | | | | | | | | 56 | OUT |
| 21 | OUT x | 41 | OUT | | | | | | | 61 | OUT |
| 23 | OUT x | 42 | | | | | | | | 62 | |
| 24 | OUT | 43 | | | | | | | | 63 | |
| 25 | OUT | 45 | | | | | | | | 64 | |
| 26 | TL:SINGLE | 46 | ball park | | | | | | | 65 | HR - P -4 |
| sba | 3 / 1 | | sbs | 13 | | sh | 5 | | H&R | A | |
| SFG | | C | 1B | 2B | 3B | SS | LF | CF | RF | P | |
| 2012 | Range | | | 5 | 13 | | | | | | |
| 36 | Arm | | | w | w | | | | | | |
| .385 | Error | | | 2 | 6 | | | | | | |
| G 61 AB 243 R 40 D 16 T 1 HR 3 RBI 44 AVE .362 | | | | | | | | | | | |



It's a possible fielding check. Verlander's **KD** rating **5** covers the $D20 = 5$, thus he strikes out the batter.

No defense check this time. Verlander's **KD** rating knocks out 25% of the Defense checks.

1 out.

5th inning - here's the 3rd hitter for the Giants

| | | | |
|--|----------------------------------|--------------|---------------------|
| BB | PABLO SANDOVAL | | A |
| 66 | HOMER 1-7 / TRIPLE 8-10 / DOUBLE | | |
| 55 | DOUBLE | | |
| 44 | DOUBLE 1 / SINGLE | | |
| 33 | SINGLE | | |
| 22 | SINGLE 1-8 / WALK | | |
| 11 | WALK+ 1-9 / HBP 10 / K | | |
| 12 | K | 31 | 51 KD? Def |
| 13 | K 1-5 | 32 | 52 KD? Def |
| 14 | OUT x | 34 | 53 KD? Def |
| 15 | OUT x | 35 | 54 54 Chart |
| 16 | OUT x | 36 | 56 |
| 21 | OUT | 41 | 61 |
| 23 | OUT | 42 | 62 |
| 24 | OUT | 43 | 63 |
| 25 | OUT | 45 | 64 |
| 26 | SINGLE | 46 ball park | 65 HR - P |
| sba | 2 / 1 | sbs 10 | sh 3 H&R C |
| SFG | C | 1B | 2B 3B SS LF CF RF P |
| 2012 | Range | 3 | 9 |
| 25 | Arm | S | A |
| .342 | Error | 0 | 7 |
| G 108 AB 396 R 59 D 25 T 2 HR 12 RBI 63 AVE .283 | | | |



Sandoval sends it to Verlander's card

TR JUSTIN VERLANDER BR1
 2012 Detroit Tigers (29)

| | | |
|-----------|----------|-----------|
| A (1-6) | B (7-14) | C (15-20) |
| 64 K 1-16 | 64 OUT | 64 OUT |

Column B. He's out on a groundout to SS (baseball scoring system 6 - based on the D20's last digit)

2 out.

5th inning - here's the cleanup hitter for the Giants

| | | | |
|---|---------------------------------|--------------|------------------------|
| BR | BUSTER POSEY | | S |
| 66 | HOMER 1-16 / TRIPLE 17 / DOUBLE | | |
| 55 | DOUBLE | | |
| 44 | DOUBLE 1-14 / SINGLE | | |
| 33 | SINGLE | | |
| 22 | SINGLE | | |
| 11 | SINGLE | | |
| 12 | SNG 1-10 / K | 31 | 51 KD? Def |
| 13 | WALK | 32 | 52 KD? Def |
| 14 | WALK | 34 | 53 KD? Def |
| 15 | HBP+ 1-2 | 35 | 54 54 Chart |
| 16 | K | 36 | 56 |
| 21 | K | 41 | 61 |
| 23 | OUT x | 42 | 62 |
| 24 | OUT x | 43 | 63 |
| 25 | OUT x | 45 | 64 |
| 26 | TL:SINGLE | 46 ball park | 65 HR - P |
| sba | 2 / 0 | sbs 10 | sh 3 H&R C |
| SFG | pb1 | C | 1B 2B 3B SS LF CF RF P |
| 2012 | Range | n | 8 |
| 25 | Arm | A | A |
| .408 | Error | 1 | 9 |
| G 148 AB 530 R 78 D 39 T 1 HR 24 RBI 103 AVE .336 | | | |



Almost a single had the D20 been 10 or less, but instead it's a strikeout to end the inning.

6th inning - leading off is the #5 hitter for the Giants

| | | | | | | | | | | | |
|--|----------------------------------|-----|-----------|----------|--------|-----|----|----|----|---|----------|
| BR | HUNTER PENCE | | | | | | | | | | S |
| 66 | HOMER 1-8 / TRIPLE 9-14 / DOUBLE | | | | | | | | | | |
| 55 | DOUBLE 1-17 / SINGLE | | | | | | | | | | |
| 44 | SINGLE | | | | | | | | | | |
| 33 | SINGLE 1 / WALK 2-15 / HBP | | | | | | | | | | |
| 22 | HBP+ 1-6 / K | | | | | | | | | | |
| 11 | K | | | | | | | | | | |
| 12 | K | 31 | 51 | KD? Def | | | | | | | |
| 13 | K | 32 | 52 | KD? Def | | | | | | | |
| 14 | K | 34 | 53 | KD? Def | | | | | | | |
| 15 | K | 35 | 54 | 54 Chart | | | | | | | |
| 16 | OUT | 36 | 56 | | | | | | | | |
| 21 | OUT | 41 | 61 | | | | | | | | |
| 23 | OUT | 42 | 62 | | | | | | | | |
| 24 | OUT | 43 | 63 | | | | | | | | |
| 25 | OUT | 45 | 64 | | | | | | | | |
| 26 | TL:SINGLE | 46 | ball park | 65 | HR - P | | | | | | |
| sba | 1 / 1 | sbs | 20 | sh | 3 | H&R | C | | | | |
| SFG | | C | 1B | 2B | 3B | SS | LF | CF | RF | P | |
| 2012 | Range | | | | | | | | 13 | | |
| 29 | Arm | | | | | | | | A2 | | |
| .287 | Error | | | | | | | | 4 | | |
| G 59 AB 219 R 28 D 11 T 2 HR 7 RBI 45 AVE .219 | | | | | | | | | | | |



He sends it to Verlander's card in column B ...

| | | | | | | | | | | | |
|--------------------------|-------------------------|--|--|----------|--------|--|--|-----------|--------|--|------------|
| TR | JUSTIN VERLANDER | | | | | | | | | | BR1 |
| 2012 Detroit Tigers (29) | | | | | | | | | | | |
| A (1-6) | | | | B (7-14) | | | | C (15-20) | | | |
| 31 | SNG 1-16 | | | 31 | SINGLE | | | 31 | SINGLE | | |
| 32 | OUT | | | 32 | OUT | | | 32 | OUT | | |
| 34 | OUT | | | 34 | OUT | | | 34 | SINGLE | | |
| 35 | OUT | | | 35 | OUT | | | 35 | OUT | | |
| 36 | OUT | | | 36 | OUT | | | 36 | OUT | | |
| 41 | BB 1-12 | | | 41 | WALK | | | 41 | WALK | | |

and it's a leadoff WALK

6th inning - here's the #6 hitter for the Giants

| | | | |
|---|---------------------|--------------|---------------------|
| BL | BRANDON BELT | | S |
| 66 | TRIPLE 1-9 / DOUBLE | | |
| 55 | DOUBLE | | |
| 44 | SINGLE+ | | |
| 33 | SINGLE | | |
| 22 | SINGLE 1-6 / WALK | | |
| 11 | WALK | | |
| 12 | BB+ 1-7 | 31 | 51 KD? Def |
| 13 | HBP+ 1-5 | 32 | 52 KD? Def |
| 14 | K | 34 | 53 KD? Def |
| 15 | K | 35 | 54 54 Chart |
| 16 | K | 36 | 56 |
| 21 | K | 41 | 61 |
| 23 | K | 42 | 62 |
| 24 | OUT | 43 | 63 |
| 25 | OUT | 45 | 64 |
| 26 | TR:SINGLE | 46 ball park | 65 HR - P -1 |
| sba | 14 / 3 | sbs 17 | sh 3 H&R C |
| SFG | C | 1B | 2B 3B SS LF CF RF P |
| 2012 | Range | 8 | 3 |
| 24 | Arm | A | w0 |
| .360 | Error | 8 | 0 |
| G 145 AB 411 R 47 D 27 T 6 HR 7 RBI 56 AVE .275 | | | |



He sends it to Verlander's card in column B ...

| | | | |
|--------------------------|-------------------------|-----------|------------|
| TR | JUSTIN VERLANDER | | BR1 |
| 2012 Detroit Tigers (29) | | | |
| A (1-6) | B (7-14) | C (15-20) | |
| 31 SNG 1-16 | 31 SINGLE | 31 SINGLE | |
| 32 OUT | 32 OUT | 32 OUT | |
| 34 OUT | 34 OUT | 34 SINGLE | |
| 35 OUT | 35 OUT | 35 OUT | |
| 36 OUT | 36 OUT | 36 OUT | |
| 41 BB 1-12 | 41 WALK | 41 WALK | |
| 42 OUT | 42 OUT | 42 WALK | |
| 43 OUT | 43 OUT | 43 OUT | |
| 45 OUT | 45 OUT | 45 OUT | |
| 56 K | 56 K | 56 K | |
| 61 K | 61 K | 61 K | |
| 62 K | 62 K | 62 K | |
| 63 K | 63 K | 63 K | |

Strike out. 1 gone.

6th inning - batting in the #7 spot for the Giants is

| | | | | | | | | | | | | |
|---|-----------------------------|--------|-----------|----|----|----|----|----|-----|---|----------|-----------|
| BL | GREGOR BLANCO | | | | | | | | | | F | |
| 66 | TRIPLE 1-8 / DOUBLE | | | | | | | | | | | |
| 55 | DOUBLE 1 / SINGLE+ | | | | | | | | | | | |
| 44 | SINGLE+ | | | | | | | | | | | |
| 33 | SINGLE+ 1-12 / WALK | | | | | | | | | | | |
| 22 | WALK | | | | | | | | | | | |
| 11 | WALK+ 1-12 / HBP+ 13-15 / K | | | | | | | | | | | |
| 12 | K | 31 | | | | | | | | | 51 | KD? Def |
| 13 | K | 32 | | | | | | | | | 52 | KD? Def |
| 14 | K | 34 | | | | | | | | | 53 | KD? Def |
| 15 | K | 35 | | | | | | | | | 54 | 54 Chart |
| 16 | K | 36 | | | | | | | | | 56 | |
| 21 | OUT | 41 | | | | | | | | | 61 | |
| 23 | OUT | 42 | | | | | | | | | 62 | |
| 24 | OUT | 43 | | | | | | | | | 63 | |
| 25 | OUT | 45 | | | | | | | | | 64 | |
| 26 | TR:SINGLE | 46 | ball park | | | | | | | | 65 | HR - P -4 |
| sba | | 32 / 8 | sbs | | 16 | sh | | 5 | H&R | | C | |
| SFG | | C | 1B | 2B | 3B | SS | LF | CF | RF | P | | |
| 2012 | Range | | | | | | 4 | 17 | 6 | | | |
| 28 | Arm | | | | | | S3 | A0 | A1 | | | |
| .333 | Error | | | | | | 0 | 7 | 2 | | | |
| G 141 AB 393 R 56 D 14 T 5 HR 5 RBI 34 AVE .244 | | | | | | | | | | | | |



Baseball scoring system 6 (based on the D20) is a groundout to the SS.

| | | | | | | | | | | | | |
|---|-----------------------------|--------|-----------|----|----|----|----|----|-----|---|----------|-----------|
| BL | GREGOR BLANCO | | | | | | | | | | F | |
| 66 | TRIPLE 1-8 / DOUBLE | | | | | | | | | | | |
| 55 | DOUBLE 1 / SINGLE+ | | | | | | | | | | | |
| 44 | SINGLE+ | | | | | | | | | | | |
| 33 | SINGLE+ 1-12 / WALK | | | | | | | | | | | |
| 22 | WALK | | | | | | | | | | | |
| 11 | WALK+ 1-12 / HBP+ 13-15 / K | | | | | | | | | | | |
| 12 | K | 31 | nox | | | | | | | | 51 | KD? Def |
| 13 | K | 32 | nox | | | | | | | | 52 | KD? Def |
| 14 | K | 34 | nox | | | | | | | | 53 | KD? Def |
| 15 | K | 35 | nox | | | | | | | | 54 | 54 Chart |
| 16 | K | 36 | nox | | | | | | | | 56 | nox |
| 21 | OUT | 41 | nox | | | | | | | | 61 | nox |
| 23 | OUT | 42 | nox | | | | | | | | 62 | nox |
| 24 | OUT | 43 | nox | | | | | | | | 63 | nox |
| 25 | OUT | 45 | nox | | | | | | | | 64 | nox |
| 26 | TR:SINGLE | 46 | ball park | | | | | | | | 65 | HR - P -4 |
| sba | | 32 / 8 | sbs | | 16 | sh | | 5 | H&R | | C | |
| SFG | | C | 1B | 2B | 3B | SS | LF | CF | RF | P | | |
| 2012 | Range | | | | | | 4 | 17 | 6 | | | |
| 28 | Arm | | | | | | S3 | A0 | A1 | | | |
| .333 | Error | | | | | | 0 | 7 | 2 | | | |
| G 141 AB 393 R 56 D 14 T 5 HR 5 RBI 34 AVE .244 | | | | | | | | | | | | |

OUT Chart - Runner on 1st

Tournament Boards

| | |
|-----|---|
| 6 x | groundout to SS - DP (6-4-3) ... white die 1, runner advances / W arm SS gets fielder's choice only (6-4) |
|-----|---|

The white die is NOT 1 so the runner does NOT advance to 2nd. Instead there's a DP chance. Peralta the SS has an A arm, thus it's a 6-4-3 GDP. W arms would only have gotten a choice at 2nd. That ends the inning.

BTW, Blanco actually did not hit into any GDP's in 2012. It brings up one of those dilemmas for game engines. A code could certainly be added to the OUT. There already is OUT x to make GDP's automatic. If he had an OUT x there would not have been any arm check. It just would have happened, period. So why not add a new symbol for Blanco who had no GDP's, something like OUT nox?

This symbol would also have to appear in all the blanks from 31-65 to prevent forgetting about it. The card then gets cluttered and loses its aesthetic appeal. It's not like Blanco never hit into GDP's. He averaged about 6 a season over his career, but in 2012 just happened not to hit into any. Any thoughts on what to do?

7th inning - leading off is the #8 hitter for the Giants

| | | | |
|---|---------------------------------------|--------------------------|--------------|
| BL | BRANDON CRAWFORD | | A |
| 66 | DOUBLE | | |
| 55 | TRIPLE 1-5 / DOUBLE 6-15 / SINGLE+ | | |
| 44 | SINGLE | | |
| 33 | SINGLE | | |
| 22 | SINGLE 1-2 / BB 3-11 / HBP+ 12-16 / K | | |
| 11 | K | | |
| 12 | K | 31 | 51 KD? Def |
| 13 | K | 32 | 52 KD? Def |
| 14 | K | 34 | 53 KD? Def |
| 15 | OUT x | 35 | 54 54 Chart |
| 16 | OUT | 36 | 56 |
| 21 | OUT | 41 | 61 |
| 23 | OUT | 42 | 62 |
| 24 | OUT | 43 | 63 |
| 25 | OUT | 45 | 64 |
| 26 | TR:SINGLE | 46 ball park | 65 HR - P -6 |
| sba | 5 / 1 | sbs 4 | sh 3 H&R C |
| SFG | | C 1B 2B 3B SS LF CF RF P | |
| 2012 | Range | | 12 |
| 25 | Arm | | A |
| .304 | Error | | 6 |
| G 143 AB 435 R 44 D 26 T 3 HR 4 RBI 45 AVE .248 | | | |



He strikes out.

1 out.

7th inning - batting 9th for the Giants is

| | | | |
|--|----------------------------------|--------------|------------------------|
| BR | MADISON BUMGARNER | | S |
| 66 | HOMER 1-8 / DOUBLE 9-10 / SINGLE | | |
| 55 | SINGLE 1-12 / OUT | | |
| 44 | K | | |
| 33 | K | | |
| 22 | K | | |
| 11 | K | | |
| 12 | K | 31 | 51 KD? Def |
| 13 | K | 32 | 52 KD? Def |
| 14 | K | 34 | 53 KD? Def |
| 15 | K | 35 | 54 54 Chart |
| 16 | K | 36 | 56 |
| 21 | K 1-17 | 41 OUT x | 61 |
| 23 | OUT x | 42 OUT x | 62 |
| 24 | OUT x | 43 OUT | 63 |
| 25 | OUT x | 45 | 64 |
| 26 | TL:SINGLE | 46 ball park | 65 HR - P |
| sba | 0 / 0 | sbs | 0 sh 5 H&R C |
| SFG | | C | 1B 2B 3B SS LF CF RF P |
| 2012 | Range | | |
| 22 | Arm | | w |
| .174 | Error | | 10 |
| G 32 AB 68 R 4 D 1 T 0 HR 2 RBI 6 AVE .162 | | | |




He strikes out.

2 out.

7th inning - Back to the top of the order for the Giants it's

| | | | |
|--|----------------------------|--------------|---------------------|
| BB | ANGEL PAGAN | | F |
| 66 | TRIPLE 1-16 / DOUBLE | | |
| 55 | DOUBLE | | |
| 44 | DOUBLE 1-8 / SINGLE | | |
| 33 | SINGLE+ | | |
| 22 | SINGLE+ | | |
| 11 | WALK+ 1-12 / K 13-17 / OUT | | |
| 12 | K | 31 | 51 KD? Def |
| 13 | K | 32 | 52 KD? Def |
| 14 | OUT x | 34 | 53 KD? Def |
| 15 | OUT | 35 | 54 54 Chart |
| 16 | OUT | 36 | 56 |
| 21 | OUT | 41 | 61 |
| 23 | OUT | 42 | 62 |
| 24 | OUT | 43 | 63 |
| 25 | OUT | 45 | 64 |
| 26 | SINGLE | 46 ball park | 65 HR - P -3 |
| sba | 36 / 7 | sbs 16 | sh 3 H&R C |
| SFG | C | 1B | 2B 3B SS LF CF RF P |
| 2012 | Range | | 15 |
| 30 | Arm | | A2 |
| .338 | Error | | 4 |
| G 154 AB 605 R 95 D 38 T 15 HR 8 RBI 56 AVE .288 | | | |



OUT. D20 =9 ... flyout to RF (baseball scoring 9)

Inning over.

8th inning - leading off is the #2 hitter for the Giants

| | | | | | | | | | | | |
|--|-----------------------|-----|-----------|----|----|-----|----|----|----|----|-----------|
| BR | MARCO SCUTARO | | | | | | | | | | A |
| 66 | TRIPLE 1-3 / DOUBLE | | | | | | | | | | |
| 55 | DOUBLE 1-18 / SINGLE+ | | | | | | | | | | |
| 44 | SINGLE | | | | | | | | | | |
| 33 | SINGLE | | | | | | | | | | |
| 22 | SINGLE | | | | | | | | | | |
| 11 | SINGLE | | | | | | | | | | |
| 12 | SINGLE | 31 | | | | | | | | 51 | KD? Def |
| 13 | SINGLE | 32 | | | | | | | | 52 | KD? Def |
| 14 | SNG+ 1-4 | 34 | | | | | | | | 53 | KD? Def |
| 15 | BB+ 1-5 | 35 | | | | | | | | 54 | 54 Chart |
| 16 | OUT x | 36 | | | | | | | | 56 | OUT |
| 21 | OUT x | 41 | OUT | | | | | | | 61 | OUT |
| 23 | OUT x | 42 | | | | | | | | 62 | |
| 24 | OUT | 43 | | | | | | | | 63 | |
| 25 | OUT | 45 | | | | | | | | 64 | |
| 26 | TL:SINGLE | 46 | ball park | | | | | | | 65 | HR - P -4 |
| sba | 3 / 1 | sbs | 13 | sh | 5 | H&R | A | | | | |
| SFG | | C | 1B | 2B | 3B | SS | LF | CF | RF | P | |
| 2012 | Range | | | 5 | 13 | | | | | | |
| 36 | Arm | | | w | w | | | | | | |
| .385 | Error | | | 2 | 6 | | | | | | |
| G 61 AB 243 R 40 D 16 T 1 HR 3 RBI 44 AVE .362 | | | | | | | | | | | |



He walks (BB+) with a steal attempt.

SBS rating 13 - 2 (catcher's S arm) = 11. Roll a D20 ... 17

He's caught stealing. Avila's 2nd nab of the day.

1 out.

8th inning - here's the #3 hitter for the Giants

| | | | |
|--|----------------------------------|--------------|---------------------|
| BB | PABLO SANDOVAL | | A |
| 66 | HOMER 1-7 / TRIPLE 8-10 / DOUBLE | | |
| 55 | DOUBLE | | |
| 44 | DOUBLE 1 / SINGLE | | |
| 33 | SINGLE | | |
| 22 | SINGLE 1-8 / WALK | | |
| 11 | WALK+ 1-9 / HBP 10 / K | | |
| 12 | K | 31 | 51 KD? Def |
| 13 | K 1-5 | 32 | 52 KD? Def |
| 14 | OUT x | 34 | 53 KD? Def |
| 15 | OUT x | 35 | 54 54 Chart |
| 16 | OUT x | 36 | 56 |
| 21 | OUT | 41 | 61 |
| 23 | OUT | 42 | 62 |
| 24 | OUT | 43 | 63 |
| 25 | OUT | 45 | 64 |
| 26 | SINGLE | 46 ball park | 65 HR - P |
| sba | 2 / 1 | sbs 10 | sh 3 H&R C |
| SFG | C | 1B | 2B 3B SS LF CF RF P |
| 2012 | Range | 3 | 9 |
| 25 | Arm | S | A |
| .342 | Error | 0 | 7 |
| G 108 AB 396 R 59 D 25 T 2 HR 12 RBI 63 AVE .283 | | | |



Sandoval singles.

Man on 1st, 1 out.

8th inning - here's the cleanup hitter for the Giants

| | | | |
|---|---------------------------------|--------------|------------------------|
| BR | BUSTER POSEY | | S |
| 66 | HOMER 1-16 / TRIPLE 17 / DOUBLE | | |
| 55 | DOUBLE | | |
| 44 | DOUBLE 1-14 / SINGLE | | |
| 33 | SINGLE | | |
| 22 | SINGLE | | |
| 11 | SINGLE | | |
| 12 | SNG 1-10 / K | 31 | 51 KD? Def |
| 13 | WALK | 32 | 52 KD? Def |
| 14 | WALK | 34 | 53 KD? Def |
| 15 | HBP+ 1-2 | 35 | 54 54 Chart |
| 16 | K | 36 | 56 |
| 21 | K | 41 | 61 |
| 23 | OUT x | 42 | 62 |
| 24 | OUT x | 43 | 63 |
| 25 | OUT x | 45 | 64 |
| 26 | TL:SINGLE | 46 ball park | 65 HR - P |
| sba | 2 / 0 | sbs 10 | sh 3 H&R C |
| SFG | pb1 | C | 1B 2B 3B SS LF CF RF P |
| 2012 | Range | n | 8 |
| 25 | Arm | A | A |
| .408 | Error | 1 | 9 |
| G 148 AB 530 R 78 D 39 T 1 HR 24 RBI 103 AVE .336 | | | |



Another single.

Hits Chart - Runner on 1st

Tournament Boards

on a single

5 CF advances to 3rd if F runner ** if 2 out, A runner advance too

Sandoval stops at 2nd. He's an A runner.

You may wonder how plump Pablo could be an average runner. He sure looks slow. He actually just squeaked into the A rating primarily due to his excellent stats on scoring from 2nd base on a single, making it 87% of the time while the league as a whole made it only 59%. Sandoval actually was abysmal going 1st to 3rd on a single, making it only once in 25 chances. However, with only one run rating, a game engine decision for making the game easier to play, he gets to 3rd base at a league average rate, and he scores from 2nd on singles at a league average rate. If the game engine had dual ratings Sandoval would get S/F. That's not happening.

1st and 2nd, 1 out.

8th inning - the #5 hitter for the Giants

| | | | | | | | | | | |
|--|----------------------------------|-----|-----------|----------|--------|-----|----|----|----|---|
| BR | HUNTER PENCE | | | | | | | | | S |
| 66 | HOMER 1-8 / TRIPLE 9-14 / DOUBLE | | | | | | | | | |
| 55 | DOUBLE 1-17 / SINGLE | | | | | | | | | |
| 44 | SINGLE | | | | | | | | | |
| 33 | SINGLE 1 / WALK 2-15 / HBP | | | | | | | | | |
| 22 | HBP+ 1-6 / K | | | | | | | | | |
| 11 | K | | | | | | | | | |
| 12 | K | 31 | 51 | KD? Def | | | | | | |
| 13 | K | 32 | 52 | KD? Def | | | | | | |
| 14 | K | 34 | 53 | KD? Def | | | | | | |
| 15 | K | 35 | 54 | 54 Chart | | | | | | |
| 16 | OUT | 36 | 56 | | | | | | | |
| 21 | OUT | 41 | 61 | | | | | | | |
| 23 | OUT | 42 | 62 | | | | | | | |
| 24 | OUT | 43 | 63 | | | | | | | |
| 25 | OUT | 45 | 64 | | | | | | | |
| 26 | TL:SINGLE | 46 | ball park | 65 | HR - P | | | | | |
| sba | 1 / 1 | sbs | 20 | sh | 3 | H&R | C | | | |
| SFG | | C | 1B | 2B | 3B | SS | LF | CF | RF | P |
| 2012 | Range | | | | | | | | 13 | |
| 29 | Arm | | | | | | | | A2 | |
| .287 | Error | | | | | | | | 4 | |
| G 59 AB 219 R 28 D 11 T 2 HR 7 RBI 45 AVE .219 | | | | | | | | | | |



He strikes out.

2 on and 2 out.

That's Verlander's 32nd batter. He has reached his BFS rating and with the next hit or walk he falls to a D.

Some gamers don't like to see such a precipitous drop in a pitcher's performance once their batter limit is reached. Some prefer to drop him one grade with each additional hit or walk. That's up to you. It won't skew the stats.

8th inning - here's the #6 hitter for the Giants

| | | | |
|---|---------------------|--------------|---------------------|
| BL | BRANDON BELT | | S |
| 66 | TRIPLE 1-9 / DOUBLE | | |
| 55 | DOUBLE | | |
| 44 | SINGLE+ | | |
| 33 | SINGLE | | |
| 22 | SINGLE 1-6 / WALK | | |
| 11 | WALK | | |
| 12 | BB+ 1-7 | 31 | 51 KD? Def |
| 13 | HBP+ 1-5 | 32 | 52 KD? Def |
| 14 | K | 34 | 53 KD? Def |
| 15 | K | 35 | 54 54 Chart |
| 16 | K | 36 | 56 |
| 21 | K | 41 | 61 |
| 23 | K | 42 | 62 |
| 24 | OUT | 43 | 63 |
| 25 | OUT | 45 | 64 |
| 26 | TR:SINGLE | 46 ball park | 65 HR - P -1 |
| sba | 14 / 3 | sbs 17 | sh 3 H&R C |
| SFG | C | 1B | 2B 3B SS LF CF RF P |
| 2012 | Range | 8 | 3 |
| 24 | Arm | A | w0 |
| .360 | Error | 8 | 0 |
| G 145 AB 411 R 47 D 27 T 6 HR 7 RBI 56 AVE .275 | | | |



Verlander Throws Right (TR) so the lefty hitting Belt singles to center.

TR **JUSTIN VERLANDER** BR1

Hits Chart - Runners on 1st & 2nd

Tournament Boards

a single - runner on 2nd

a single - runner on 1st

8 CF assist chance at home

8 CF runner to 3rd, batter to 2nd

Oh boy! Austin Jackson comes up throwing to plate. His arm rating is A2. The number 2 is his assist rating.

Roll a D6 and if it's 1-2 he throws him out at the plate. 3-6 and he's safe. Here's the roll ...



He's OUT! Inning over. Verlander, if he comes out in the 9th, is a D.

NEW PITCHER for Detroit ...

TR **JOSE VALVERDE** BR1
 2012 Detroit Tigers (34)

| A (1-6) | B (7-14) | C (15-20) |
|-----------|------------|------------|
| 31 SINGLE | 31 SINGLE | 31 SINGLE |
| 32 OUT | 32 OUT | 32 DBL 1-6 |
| 34 OUT | 34 SINGLE | 34 SINGLE |
| 35 OUT | 35 OUT | 35 OUT |
| 36 OUT f | 36 OUT f | 36 OUT f |
| 41 WALK | 41 WALK | 41 WALK |
| 42 WALK | 42 WALK | 42 WALK |
| 43 OUT | 43 BB 1-18 | 43 WALK |
| 45 OUT f | 45 OUT f | 45 OUT f |
| 56 K | 56 K | 56 K |
| 61 K | 61 K 1-12 | 61 OUT |
| 62 OUT | 62 OUT | 62 OUT |
| 63 OUT | 63 OUT | 63 OUT |
| 64 OUT f | 64 OUT f | 64 OUT f |
| 65 HR -11 | 65 HR -8 | 65 HR -5 |
| KD 4 | KD 3 | KD 2 |

| WP | BFS | BFR | NH | NW | R | Arm | E |
|-----|-----|-----|----|----|---|-----|----|
| 1-5 | - | 7 | - | - | 0 | w | 15 |

| G | GS | CG | IP | SO | WHIP | W | L | Sv |
|----|----|----|----|----|------|---|---|----|
| 71 | 0 | 0 | 69 | 48 | 1.25 | 3 | 4 | 35 |

Bullpen session roll with a D20 ...


17

Valverde works out of Column C ... YIKES!

He has a 5-1 lead.

9th inning - leading off from the #7 spot for the Giants is

| | | | |
|---|-----------------------------|------------------------|----------|
| BL | GREGOR BLANCO | | F |
| 66 | TRIPLE 1-8 / DOUBLE | | |
| 55 | DOUBLE 1 / SINGLE+ | | |
| 44 | SINGLE+ | | |
| 33 | SINGLE+ 1-12 / WALK | | |
| 22 | WALK | | |
| 11 | WALK+ 1-12 / HBP+ 13-15 / K | | |
| 12 | K 31 | 51 KD? Def | |
| 13 | K 32 | 52 KD? Def | |
| 14 | K 34 | 53 KD? Def | |
| 15 | K 35 | 54 54 Chart | |
| 16 | K 36 | 56 | |
| 21 | OUT 41 | 61 | |
| 23 | OUT 42 | 62 | |
| 24 | OUT 43 | 63 | |
| 25 | OUT 45 | 64 | |
| 26 | TR:SINGLE 46 ball park | 65 HR - P -4 | |
| sba 32 / 8 sbs 16 sh 5 H&R C | | | |
| SFG | C | 1B 2B 3B SS LF CF RF P | |
| 2012 | Range | 4 17 6 | |
| 28 | Arm | S3 A0 A1 | |
| .333 | Error | 0 7 2 | |
| G 141 AB 393 R 56 D 14 T 5 HR 5 RBI 34 AVE .244 | | | |



Baseball scoring system 6 (based on the D20) is a groundout to the SS.

| | | | |
|---|-----------------------------|------------------------|----------|
| BL | GREGOR BLANCO | | F |
| 66 | TRIPLE 1-8 / DOUBLE | | |
| 55 | DOUBLE 1 / SINGLE+ | | |
| 44 | SINGLE+ | | |
| 33 | SINGLE+ 1-12 / WALK | | |
| 22 | WALK | | |
| 11 | WALK+ 1-12 / HBP+ 13-15 / K | | |
| 12 | K 31 nox | 51 KD? Def | |
| 13 | K 32 nox | 52 KD? Def | |
| 14 | K 34 nox | 53 KD? Def | |
| 15 | K 35 nox | 54 54 Chart | |
| 16 | K 36 nox | 56 nox | |
| 21 | OUT nox 41 nox | 61 nox | |
| 23 | OUT nox 42 nox | 62 nox | |
| 24 | OUT nox 43 nox | 63 nox | |
| 25 | OUT nox 45 nox | 64 nox | |
| 26 | TR:SINGLE 46 ball park | 65 HR - P -4 | |
| sba 32 / 8 sbs 16 sh 5 H&R C | | | |
| SFG | C | 1B 2B 3B SS LF CF RF P | |
| 2012 | Range | 4 17 6 | |
| 28 | Arm | S3 A0 A1 | |
| .333 | Error | 0 7 2 | |
| G 141 AB 393 R 56 D 14 T 5 HR 5 RBI 34 AVE .244 | | | |

To the pitcher card ... single.

| | | | |
|--------------------------|----------------------|-----------|------------|
| TR | JOSE VALVERDE | | BR1 |
| 2012 Detroit Tigers (34) | | | |
| A (1-6) | B (7-14) | C (15-20) | |
| 31 SINGLE | 31 SINGLE | 31 SINGLE | |

Man on 1st, nobody out.

The Giants are playing their runners safe this inning, down 5-1. They will play station to station on hits, and no advances on fly balls.

9th inning - the #8 hitter for the Giants

| | | | |
|---|---------------------------------------|--------------------------|--------------|
| BL | BRANDON CRAWFORD | | A |
| 66 | DOUBLE | | |
| 55 | TRIPLE 1-5 / DOUBLE 6-15 / SINGLE+ | | |
| 44 | SINGLE | | |
| 33 | SINGLE | | |
| 22 | SINGLE 1-2 / BB 3-11 / HBP+ 12-16 / K | | |
| 11 | K | | |
| 12 | K | 31 | 51 KD? Def |
| 13 | K | 32 | 52 KD? Def |
| 14 | K | 34 | 53 KD? Def |
| 15 | OUT x | 35 | 54 54 Chart |
| 16 | OUT | 36 | 56 |
| 21 | OUT | 41 | 61 |
| 23 | OUT | 42 | 62 |
| 24 | OUT | 43 | 63 |
| 25 | OUT | 45 | 64 |
| 26 | TR:SINGLE | 46 ball park | 65 HR - P -6 |
| sba | 5 / 1 | sbs 4 | sh 3 H&R C |
| SFG | | C 1B 2B 3B SS LF CF RF P | |
| 2012 | Range | | 12 |
| 25 | Arm | | A |
| .304 | Error | | 6 |
| G 143 AB 435 R 44 D 26 T 3 HR 4 RBI 45 AVE .248 | | | |



OUT

| | |
|----|---|
| 11 | groundout (white die: 1-P .. 2-C .. 3-1B .. 4-2B .. 5-3B .. 6-SS) - F or A runner advances to 2nd |
| | ... S runner out at 2nd, and if the batter has an S run rating he is also out at 1st base, ground double play |
| | ... F or A batter is safe at 1st, fielder's choice |

Groundout to SS (white die 6) - Blanco is an F runner, so he advances to 2nd.

Man on 2nd, 1 out.

9th inning - pinch hitting and batting 9th for the Giants is

| | | | |
|---|----------------------------------|--------------|-------------|
| BB | MELKY CABRERA | | A |
| 66 | HOMER 1-4 / TRIPLE 5-18 / DOUBLE | | |
| 55 | DOUBLE | | |
| 44 | DOUBLE 1-5 / SINGLE+ | | |
| 33 | SINGLE+ | | |
| 22 | SINGLE | | |
| 11 | SINGLE | | |
| 12 | SINGLE 1-15 | 31 | 51 KD? Def |
| 13 | BB 1-11 / K | 32 | 52 KD? Def |
| 14 | K | 34 | 53 KD? Def |
| 15 | OUT x | 35 | 54 54 Chart |
| 16 | OUT x | 36 | 56 |
| 21 | OUT | 41 | 61 |
| 23 | OUT | 42 | 62 |
| 24 | OUT | 43 | 63 |
| 25 | OUT | 45 | 64 |
| 26 | SINGLE | 46 ball park | 65 HR - P |
| sba | 18 / 4 | sbs 14 | sh 3 H&R C |
| SFG | C | 1B 2B 3B SS | LF CF RF P |
| 2012 | Range | | 10 0 |
| 27 | Arm | | S3 S5 |
| .390 | Error | | 5 0 |
| G 113 AB 459 R 84 D 25 T 10 HR 11 RBI 60 AVE .346 | | | |

Wait a second, he shouldn't even be in the ballpark. He's suspended for the rest of the season!

Oh well, it is Fantasy Baseball. Let him bat.



OUT x.

OUT Chart - Runner on 2nd

Tournament Boards

| | |
|---|---|
| 6 | groundout to SS (6-3) - runner holds ... on OUT readings 56-64 off batter card only! grounds out to 2B, runner advances |
|---|---|

Blanco holds 2nd on the groundout. 2 out.

BTW, let's say Scutaro was batting and the dice roll was 56 or 61. His ground ball would NOT have gone to SS but instead would have been hit to the right side of the infield which would have advanced the runner to 3rd.

9th inning - Down to their last out ... back to the top of the order for the Giants it's

| | | |
|--|----------------------------|-------------------|
| BB | ANGEL PAGAN | F |
| 66 | TRIPLE 1-16 / DOUBLE | |
| 55 | DOUBLE | |
| 44 | DOUBLE 1-8 / SINGLE | |
| 33 | SINGLE+ | |
| 22 | SINGLE+ | |
| 11 | WALK+ 1-12 / K 13-17 / OUT | |
| 12 | K 31 | 51 KD? Def |
| 13 | K 32 | 52 KD? Def |
| 14 | OUT x 34 | 53 KD? Def |
| 15 | OUT 35 | 54 54 Chart |
| 16 | OUT 36 | 56 |
| 21 | OUT 41 | 61 |
| 23 | OUT 42 | 62 |
| 24 | OUT 43 | 63 |
| 25 | OUT 45 | 64 |
| 26 | SINGLE 46 ball park | 65 HR - P -3 |
| sba | 36 / 7 | sbs 16 sh 3 H&R C |
| SFG | C 1B 2B 3B SS LF CF RF P | |
| 2012 | Range | 15 |
| 30 | Arm | A2 |
| .338 | Error | 4 |
| G 154 AB 605 R 95 D 38 T 15 HR 8 RBI 56 AVE .288 | | |



He sends it to Valverde's card in column C

| | | |
|--------------------------|----------------------|------------|
| TR | JOSE VALVERDE | BR1 |
| 2012 Detroit Tigers (34) | | |
| A (1-6) | B (7-14) | C (15-20) |
| 31 SINGLE | 31 SINGLE | 31 SINGLE |
| 32 OUT | 32 OUT | 32 DBL 1-6 |
| 34 OUT | 34 SINGLE | 34 SINGLE |
| 35 OUT | 35 OUT | 35 OUT |

He's OUT

| | |
|----|---|
| 11 | groundout (white die: 1-P ... 2-C ... 3-1B ... 4-2B ... 5-3B ... 6-SS) - runner advances ... if hit to C, runner out at 3rd |
|----|---|

Groundout to 3B (white die 5).

Game OVER! Tigers win 5-1.

Notes:

It's interesting to note that I did not fudge the rolls in any great way to play this game out, and yet still, many of the little nuances of the game engine manifested themselves showing the rich tapestry of baseball.

Basically, what I'm trying to say is the game allows you to see the "little" things that go on.

Next up? Let's make some teams!